



PHENIX CITY

SCHOOL SYSTEM SNAPSHOT: 2023 EDITION*

P.O. Box 460 | Phenix City, AL 36868 | (334) 298-0534 x102


Superintendent

Dr. Darrell Seldon (Interim)






Board Members

Yolaunda M. Daniel, Rev. Brady Baird, Florence Bellamy, Dr. KeAnthony Brooks, Katrina Collier-Long, James E. Patrick, Jonathan Taylor

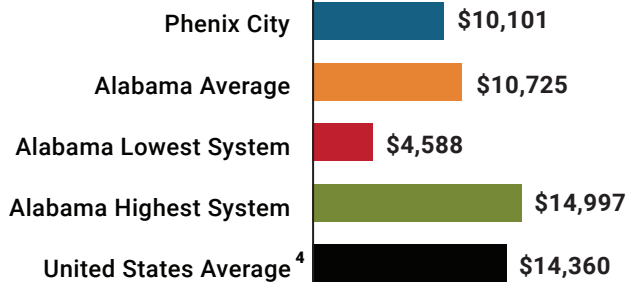
 **\$5,011,881**
Cost of One Month's
Operation/General Fund

 **3.77**
Number of Months
Reserve Balance

By the Numbers

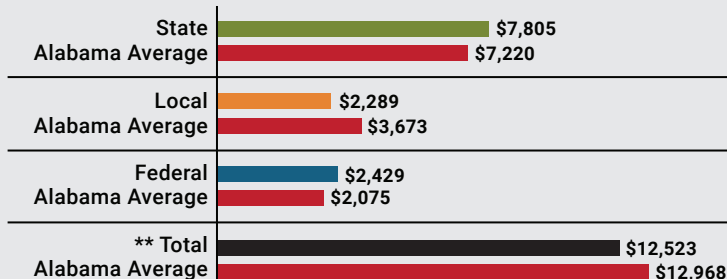
	Schools ¹	11
	Students/ADM ²	7,074
	Free & Reduced Lunch.....	62%
	Community Eligibility Program.....	45%
	Number of Route Buses ³	54
	Buses 10 yrs. old or less.....	77%
	Students Bused.....	3,864
	Full-Time Employees.....	854
	Teachers.....	474
	Principals/ Assistant Principals.....	24
	Counselors.....	16
	Librarians.....	12
	Other Certified Employees.....	20
	Support Personnel.....	308

Total Per-Pupil Expenditures (PPE)



Per-Pupil Revenue Sources

Phenix City Revenue Sources



**Total Revenue Among 138 School Systems



51
STATE
RANK

98
LOCAL
RANK

49
FEDERAL
RANK

OVERALL SYSTEM RANK 89

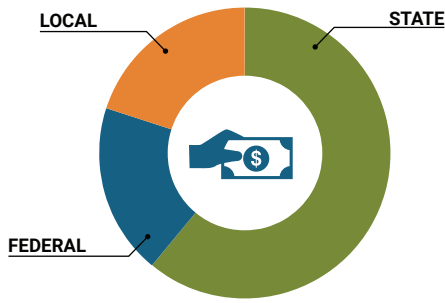
LEAs with a substantial increase in reported ADM may show lower rankings since additional revenues reflecting those increases in ADM are not received until the following fiscal year.

¹ Schools with enrollment, including Alternative and Career Technical Education
² Average Daily Membership (includes virtual students)
³ Data collected in 2021 and used for FY23 funding
⁴ 2021-2022 NEA Rankings of the States

* THIS REPORT INCLUDES FISCAL YEAR 2021 DATA

School System Revenue

How was your school system funded?¹



\$55,215,348	STATE	61%
\$17,183,048	FEDERAL	19%
\$18,124,168	LOCAL	20%
— \$2,594,030	Local 10-Mill Match	
\$15,530,138	AVAILABLE LOCAL REVENUE	

VALUE OF 1-MILL For Your School System

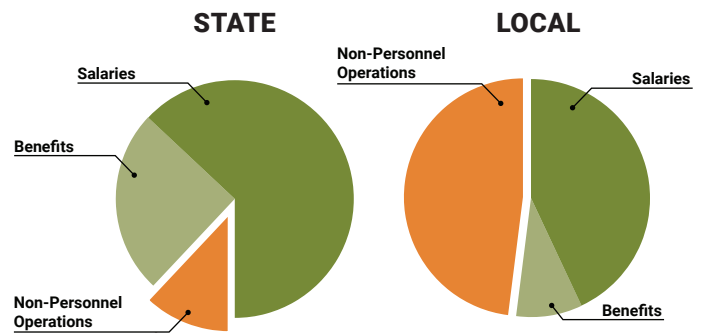
\$259,403

School System Spending

How did your school system spend state & local dollars?¹

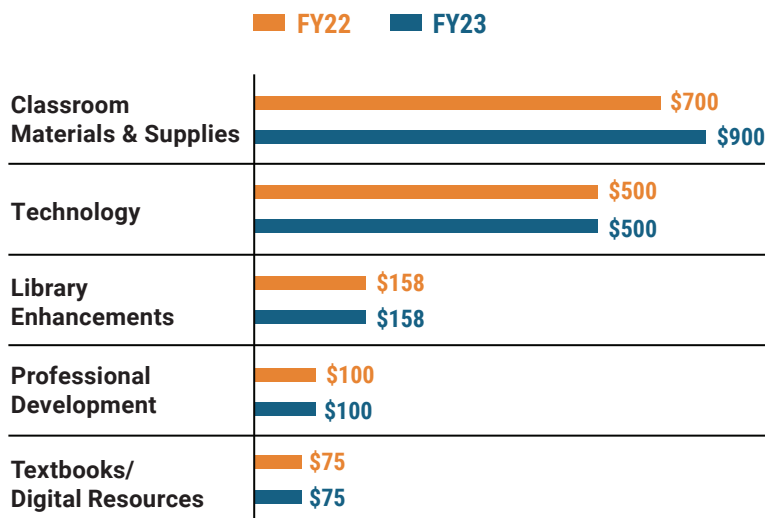
	STATE SPENDING ^{2,3}	LOCAL SPENDING ²
Salaries	\$32,380,334	\$4,611,832
Benefits	\$12,567,212	\$917,656
Non-Personnel Operations	\$6,095,195	\$5,181,734
TOTAL	\$51,042,741	\$10,711,222

- ¹ Revenues and expenditures may contain nominal variances due to rounding
² Does not include debt service or capital outlay
³ Includes 10-mill match
⁴ Such as utilities, operations & maintenance, etc.



Only 12% of state funding is available for non-personnel expenditures⁴

Instructional Support



Educational Advancement & Technology Fund⁵



⁵ These one-time supplemental funds may be used for repairs and deferred maintenance, capital outlay, classroom instructional supplies, insurance for facilities, transportation, technology and school safety.

System Debt

TOTAL DEBT⁶	DEBT PER STUDENT
\$65,697,791	\$9,287

⁶ The debt totals in system audit reports may differ due to audit adjustments.



ALABAMA ASSOCIATION OF SCHOOL BOARDS

Sally Smith, J.D.
Executive Director

Tracey A. Meyer
Governmental Relations Coordinator

43 South Jackson Street
Montgomery, Alabama 36104

1-800-562-0601 | AlabamaSchoolBoards.org

@AlaSchoolBoards Facebook.com/AlabamaSchoolBoards