



PELHAM CITY

SCHOOL SYSTEM SNAPSHOT: 2023 EDITION*

3160 Pelham Pkwy | Pelham, AL 35124 | (205) 624-3700


Superintendent

Chuck Ledbetter

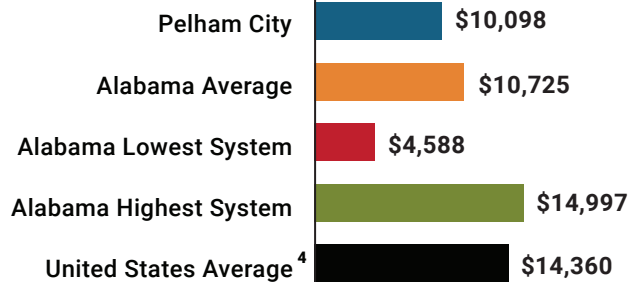
Board Members

Richard E. Rhoades, Angela R. Hester, Rev. Robert E. O'Neil, Robert A. Plummer, Shannon White






 **\$3,978,478**
Cost of One Month's
Operation/General Fund

 **2.43**
Number of Months
Reserve Balance

Total Per-Pupil Expenditures (PPE)

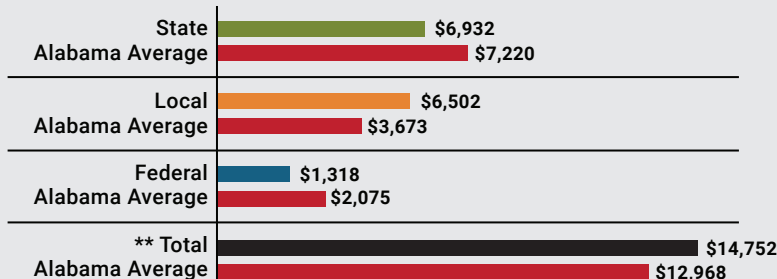


By the Numbers

	Schools ¹	4
	Students/ADM ²	3,402
	Free & Reduced Lunch.....	28%
	Community Eligibility Program.....	16%
	Number of Route Buses ³	44
	Buses 10 yrs. old or less.....	98%
	Students Bused.....	1,963
	Full-Time Employees.....	374
	Teachers.....	212
	Principals/ Assistant Principals.....	11
	Counselors.....	7
	Librarians.....	4
	Other Certified Employees.....	14
	Support Personnel.....	126

Per-Pupil Revenue Sources

Pelham City Revenue Sources



**Total Revenue Among 138 School Systems



114
STATE
RANK

8
LOCAL
RANK

125
FEDERAL
RANK

OVERALL SYSTEM RANK 21

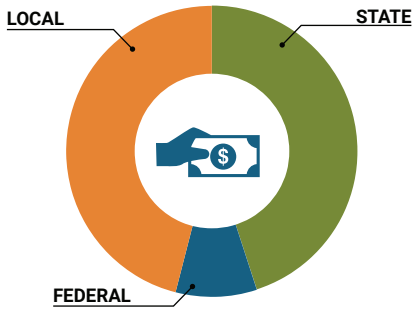
LEAs with a substantial increase in reported ADM may show lower rankings since additional revenues reflecting those increases in ADM are not received until the following fiscal year.

¹ Schools with enrollment, including Alternative and Career Technical Education
² Average Daily Membership (includes virtual students)
³ Data collected in 2021 and used for FY23 funding
⁴ 2021-2022 NEA Rankings of the States

* THIS REPORT INCLUDES FISCAL YEAR 2021 DATA

School System Revenue

How was your school system funded?¹



\$23,583,568	STATE	45%
\$4,483,417	FEDERAL	9%
\$23,867,712	LOCAL	46%
— \$4,233,970	Local 10-Mill Match	
\$19,633,742	AVAILABLE LOCAL REVENUE	

VALUE OF 1-MILL For Your School System

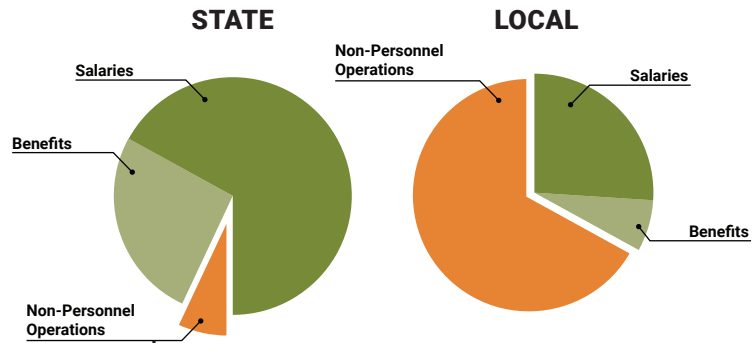
\$423,397

School System Spending

How did your school system spend state & local dollars?¹

	STATE SPENDING ^{2,3}	LOCAL SPENDING ²
Salaries	\$15,790,016	\$2,066,913
Benefits	\$6,099,071	\$560,705
Non-Personnel Operations	\$1,662,776	\$5,408,851
TOTAL	\$23,551,863	\$8,036,470

¹ Revenues and expenditures may contain nominal variances due to rounding
² Does not include debt service or capital outlay
³ Includes 10-mill match
⁴ Such as utilities, operations & maintenance, etc.



Only 7% of state funding is available for non-personnel expenditures⁴

Instructional Support



Educational Advancement & Technology Fund⁵



⁵ These one-time supplemental funds may be used for repairs and deferred maintenance, capital outlay, classroom instructional supplies, insurance for facilities, transportation, technology and school safety.

System Debt

TOTAL DEBT⁶	DEBT PER STUDENT
\$51,846,281	\$15,240

⁶ The debt totals in system audit reports may differ due to audit adjustments.



ALABAMA ASSOCIATION OF SCHOOL BOARDS

Sally Smith, J.D.
Executive Director

Tracey A. Meyer
Governmental Relations Coordinator

43 South Jackson Street
Montgomery, Alabama 36104

1-800-562-0601 | AlabamaSchoolBoards.org

@AlaSchoolBoards Facebook.com/AlabamaSchoolBoards