



OZARK CITY

SCHOOL SYSTEM SNAPSHOT: 2023 EDITION*

860 N. US Hwy 231 | Ozark, AL 36360 | (334) 774-5197


Superintendent

Dr. Reeivice Girtman






Board Members

J. Nicholas Bull, Herman Jackson, Larry Hicks, Theresa Locke, Leslie Reeder

 **\$1,498,531**
Cost of One Month's
Operation/General Fund

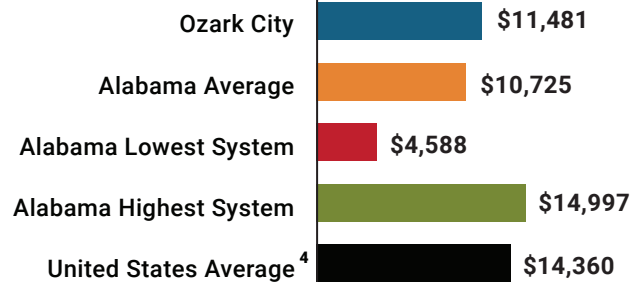
 **3.67**
Number of Months
Reserve Balance

By the Numbers

	Schools ¹	5
	Students/ADM ²	1,947
	Free & Reduced Lunch.....	50%
	Community Eligibility Program.....	54%
	Number of Route Buses ³	36
	Buses 10 yrs. old or less.....	82%
	Students Bused.....	1,343
	Full-Time Employees.....	248
	Teachers.....	128
	Principals/ Assistant Principals.....	9
	Counselors.....	6
	Librarians.....	4
	Other Certified Employees.....	8
	Support Personnel.....	93

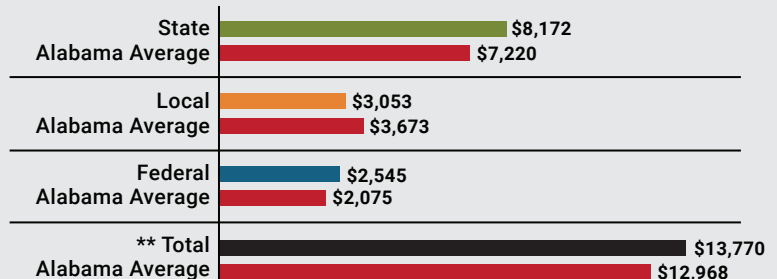
¹ Schools with enrollment, including Alternative and Career Technical Education
² Average Daily Membership (includes virtual students)
³ Data collected in 2021 and used for FY23 funding
⁴ 2021-2022 NEA Rankings of the States

Total Per-Pupil Expenditures (PPE)



Per-Pupil Revenue Sources

Ozark City Revenue Sources



**Total Revenue Among 138 School Systems



29
STATE
RANK

57
LOCAL
RANK

44
FEDERAL
RANK

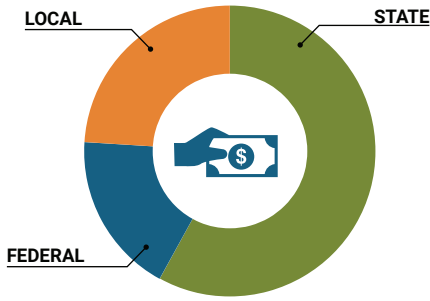
OVERALL SYSTEM RANK 38

LEAs with a substantial increase in reported ADM may show lower rankings since additional revenues reflecting those increases in ADM are not received until the following fiscal year.

* THIS REPORT INCLUDES FISCAL YEAR 2021 DATA

School System Revenue

How was your school system funded?¹



\$15,911,762	STATE	58%
\$4,955,405	FEDERAL	18%
\$6,705,848	LOCAL	24%
\$1,066,950	Local 10-Mill Match	
\$5,638,898	AVAILABLE LOCAL REVENUE	

VALUE OF 1-MILL For Your School System

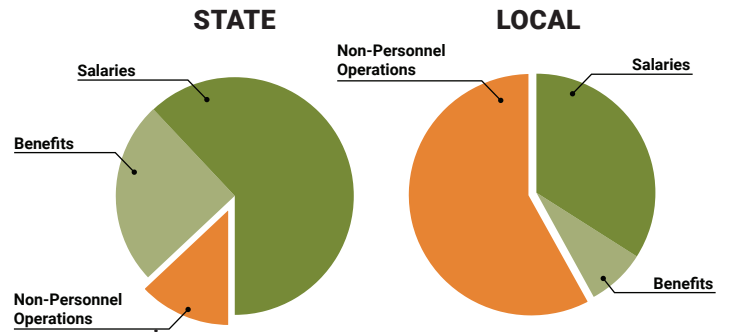
\$106,695

School System Spending

How did your school system spend state & local dollars?¹

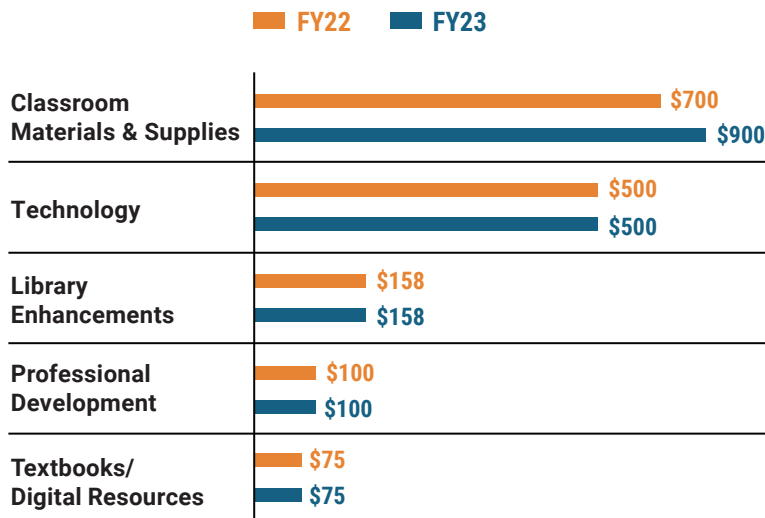
	STATE SPENDING ^{2,3}	LOCAL SPENDING ²
Salaries	\$9,445,848	\$1,063,264
Benefits	\$3,786,661	\$258,546
Non-Personnel Operations	\$1,975,495	\$1,761,554
TOTAL	\$15,208,004	\$3,083,364

- ¹ Revenues and expenditures may contain nominal variances due to rounding
² Does not include debt service or capital outlay
³ Includes 10-mill match
⁴ Such as utilities, operations & maintenance, etc.



Only 13% of state funding is available for non-personnel expenditures⁴

Instructional Support



Educational Advancement & Technology Fund⁵

FY22	\$551,459
FY21	\$570,920
FY20	\$495,772

⁵ These one-time supplemental funds may be used for repairs and deferred maintenance, capital outlay, classroom instructional supplies, insurance for facilities, transportation, technology and school safety.

System Debt

TOTAL DEBT⁶	DEBT PER STUDENT
\$27,873,938	\$14,316

⁶ The debt totals in system audit reports may differ due to audit adjustments.



ALABAMA ASSOCIATION OF SCHOOL BOARDS

Sally Smith, J.D.
Executive Director

Tracey A. Meyer
Governmental Relations Coordinator

43 South Jackson Street
Montgomery, Alabama 36104

1-800-562-0601 | AlabamaSchoolBoards.org

@AlaSchoolBoards Facebook.com/AlabamaSchoolBoards