



OPELIKA CITY

SCHOOL SYSTEM SNAPSHOT: 2023 EDITION*

300 Simmons Street | Opelika, AL 36801 | (334) 745-9700


Superintendent

Dr. Farrell Seymore






Board Members

Dr. J. Kevin Royal, Antione T. Harvis, Chuck Beams, Tipi Miller, Patsy Boyd Parker

 **\$3,909,780**
Cost of One Month's
Operation/General Fund

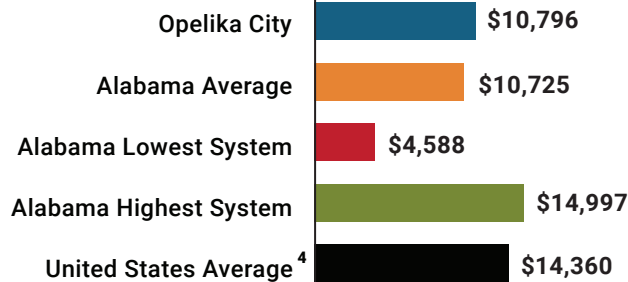
 **5.71**
Number of Months
Reserve Balance

By the Numbers

	Schools ¹	8
	Students/ADM ²	4,688
	Free & Reduced Lunch.....	69%
	Community Eligibility Program.....	44%
	Number of Route Buses ³	28
	Buses 10 yrs. old or less.....	75%
	Students Bused.....	1,849
	Full-Time Employees.....	592
	Teachers.....	328
	Principals/ Assistant Principals.....	15
	Counselors.....	12
	Librarians.....	8
	Other Certified Employees.....	12
	Support Personnel.....	217

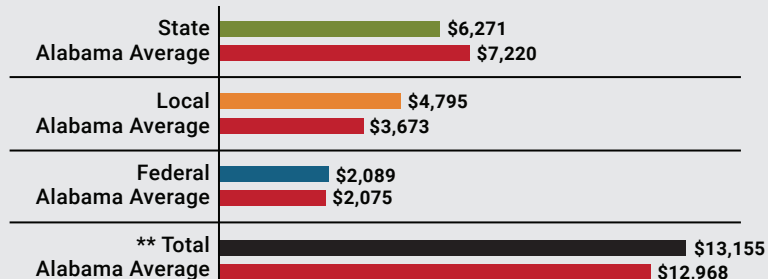
¹ Schools with enrollment, including Alternative and Career Technical Education
² Average Daily Membership (includes virtual students)
³ Data collected in 2021 and used for FY23 funding
⁴ 2021-2022 NEA Rankings of the States

Total Per-Pupil Expenditures (PPE)



Per-Pupil Revenue Sources

Opelika City Revenue Sources



**Total Revenue Among 138 School Systems



129
STATE
RANK

22
LOCAL
RANK

76
FEDERAL
RANK

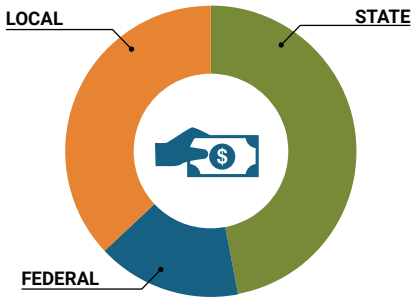
OVERALL SYSTEM RANK 59

LEAs with a substantial increase in reported ADM may show lower rankings since additional revenues reflecting those increases in ADM are not received until the following fiscal year.

* THIS REPORT INCLUDES FISCAL YEAR 2021 DATA

School System Revenue

How was your school system funded?¹



\$29,396,150	STATE	47%
\$9,795,044	FEDERAL	16%
\$23,418,269	LOCAL	37%
— \$4,797,370	Local 10-Mill Match	
\$18,620,899	AVAILABLE LOCAL REVENUE	

VALUE OF 1-MILL For Your School System

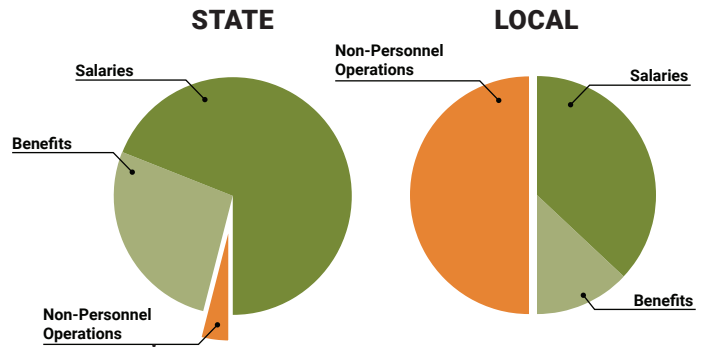
\$479,737

School System Spending

How did your school system spend state & local dollars?¹

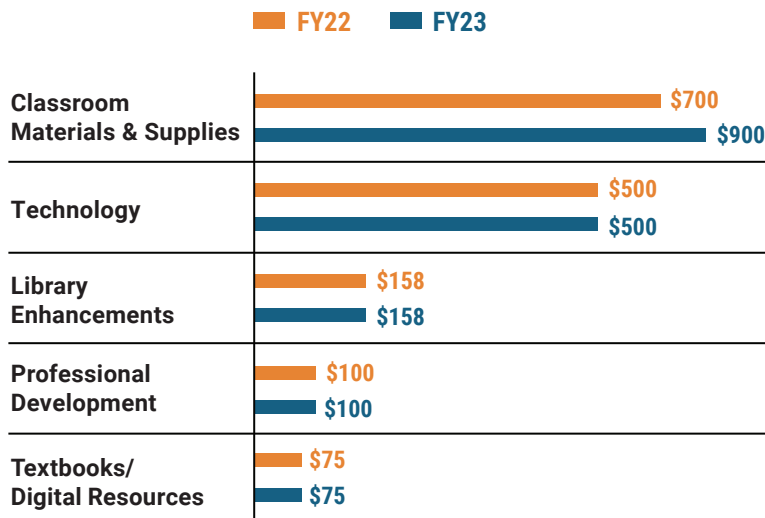
	STATE SPENDING ^{2,3}	LOCAL SPENDING ²
Salaries	\$21,359,163	\$4,261,271
Benefits	\$8,333,978	\$1,485,496
Non-Personnel Operations	\$1,255,486	\$5,660,068
TOTAL	\$30,948,627	\$11,406,835

- ¹ Revenues and expenditures may contain nominal variances due to rounding
² Does not include debt service or capital outlay
³ Includes 10-mill match
⁴ Such as utilities, operations & maintenance, etc.



Only 4% of state funding is available for non-personnel expenditures⁴

Instructional Support



Educational Advancement & Technology Fund⁵

FY22	\$1,327,892
FY21	\$1,292,943
FY20	\$1,115,237

⁵ These one-time supplemental funds may be used for repairs and deferred maintenance, capital outlay, classroom instructional supplies, insurance for facilities, transportation, technology and school safety.

System Debt

TOTAL DEBT⁶	DEBT PER STUDENT
\$1,977,918	\$422

⁶ The debt totals in system audit reports may differ due to audit adjustments.



ALABAMA ASSOCIATION OF SCHOOL BOARDS

Sally Smith, J.D.
Executive Director

Tracey A. Meyer
Governmental Relations Coordinator

43 South Jackson Street
Montgomery, Alabama 36104

1-800-562-0601 | AlabamaSchoolBoards.org

@AlaSchoolBoards Facebook.com/AlabamaSchoolBoards