



ONEONTA CITY

SCHOOL SYSTEM SNAPSHOT: 2023 EDITION*

28370 State Hwy 75 | Oneonta, AL 35121 | (205) 543-1515

Superintendent

Craig Sosebee

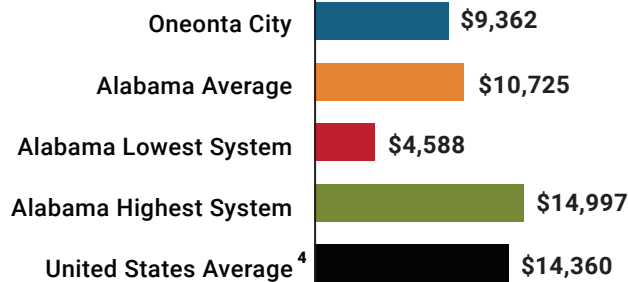
Board Members

Patrick Adams, Donald Maples, Sharon Breaseale, Ricky Hicks, Matthew Taylor






 **\$1,025,060**
Cost of One Month's
Operation/General Fund

 **2.88**
Number of Months
Reserve Balance

Total Per-Pupil Expenditures (PPE)

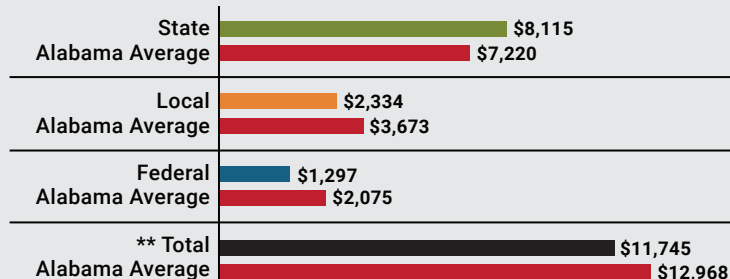


By the Numbers

	Schools¹	3
	Students/ADM²	1,429
	Free & Reduced Lunch	40%
	Community Eligibility Program	19%
	Number of Route Buses³	10
	Buses 10 yrs. old or less.....	100%
	Students Bused.....	471
	Full-Time Employees	150
	Teachers.....	90
	Principals/ Assistant Principals.....	5
	Counselors.....	3
	Librarians.....	3
	Other Certified Employees.....	2
	Support Personnel.....	47

Per-Pupil Revenue Sources

Oneonta City Revenue Sources



**Total Revenue Among 138 School Systems



31
STATE
RANK

95
LOCAL
RANK

127
FEDERAL
RANK

OVERALL SYSTEM RANK 118

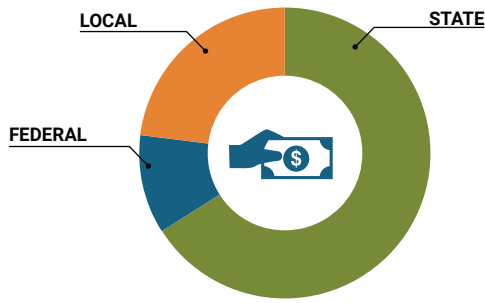
LEAs with a substantial increase in reported ADM may show lower rankings since additional revenues reflecting those increases in ADM are not received until the following fiscal year.

¹ Schools with enrollment, including Alternative and Career Technical Education
² Average Daily Membership (includes virtual students)
³ Data collected in 2021 and used for FY23 funding
⁴ 2021-2022 NEA Rankings of the States

* THIS REPORT INCLUDES FISCAL YEAR 2021 DATA

School System Revenue

How was your school system funded?¹



\$11,595,714	STATE	66%
\$1,852,831	FEDERAL	11%
\$4,152,013	LOCAL	24%
\$748,090	Local 10-Mill Match	
\$3,403,923	AVAILABLE LOCAL REVENUE	

VALUE OF 1-MILL For Your School System

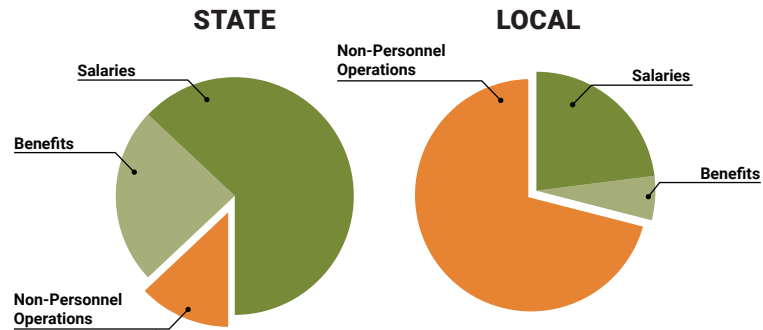
\$74,809

School System Spending

How did your school system spend state & local dollars?¹

	STATE SPENDING ^{2,3}	LOCAL SPENDING ²
Salaries	\$6,529,287	\$531,595
Benefits	\$2,467,338	\$134,637
Non-Personnel Operations	\$1,440,299	\$1,680,189
TOTAL	\$10,436,924	\$2,346,422

- ¹ Revenues and expenditures may contain nominal variances due to rounding
² Does not include debt service or capital outlay
³ Includes 10-mill match
⁴ Such as utilities, operations & maintenance, etc.



Only 14% of state funding is available for non-personnel expenditures⁴

Instructional Support



Educational Advancement & Technology Fund⁵

FY22	\$404,786
FY21	\$416,083
FY20	\$361,749

⁵ These one-time supplemental funds may be used for repairs and deferred maintenance, capital outlay, classroom instructional supplies, insurance for facilities, transportation, technology and school safety.

System Debt

TOTAL DEBT⁶	\$7,380,000	DEBT PER STUDENT	\$5,164
-------------------------------	--------------------	-------------------------	----------------

⁶ The debt totals in system audit reports may differ due to audit adjustments.



ALABAMA
ASSOCIATION OF
SCHOOL BOARDS

Sally Smith, J.D.
Executive Director

Tracey A. Meyer
Governmental Relations Coordinator

43 South Jackson Street
Montgomery, Alabama 36104

1-800-562-0601 | AlabamaSchoolBoards.org

@AlaSchoolBoards Facebook.com/AlabamaSchoolBoards