



MOUNTAIN BROOK CITY

SCHOOL SYSTEM SNAPSHOT: 2023 EDITION*

32 Vine Street | Mountain Brook, AL 35213 | (205) 871-4608 x7803

Superintendent

Dr. Dicky Barlow

Board Members

Nicky Barnes, Jeffrey Brewer, Anna Comer, Jenifer Kimbrough, Daniel Odrezin

\$5,151,189
Cost of One Month's
Operation/General Fund

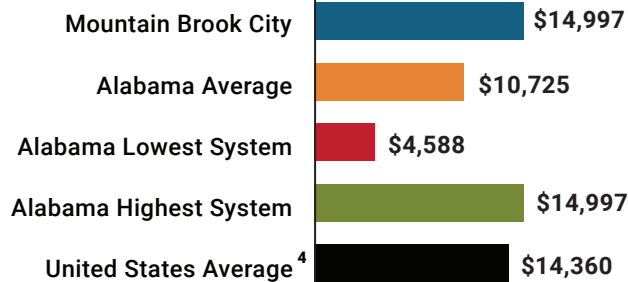
4.72
Number of Months
Reserve Balance

By the Numbers

	Schools ¹	6
	Students/ADM ²	4,376
	Free & Reduced Lunch	0.37%
	Community Eligibility Program	0.45%
	Number of Route Buses ³	3
	Buses 10 yrs. old or less.....	100%
	Students Bused.....	82
	Full-Time Employees	665
	Teachers.....	378
	Principals/ Assistant Principals.....	16
	Counselors.....	13
	Librarians.....	7
	Other Certified Employees.....	17
	Support Personnel.....	234

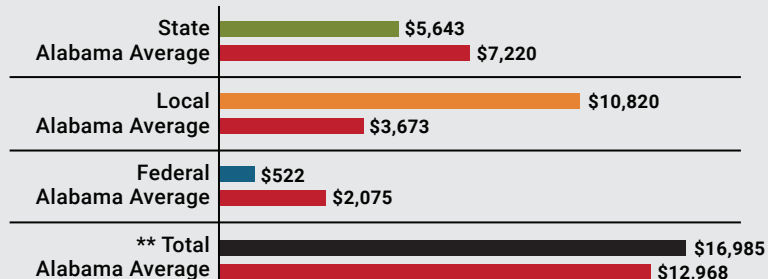
¹ Schools with enrollment, including Alternative and Career Technical Education
² Average Daily Membership (includes virtual students)
³ Data collected in 2021 and used for FY23 funding
⁴ 2021-2022 NEA Rankings of the States

Total Per-Pupil Expenditures (PPE)



Per-Pupil Revenue Sources

Mountain Brook City Revenue Sources



**Total Revenue Among 138 School Systems



136
STATE
RANK

1
LOCAL
RANK

138
FEDERAL
RANK

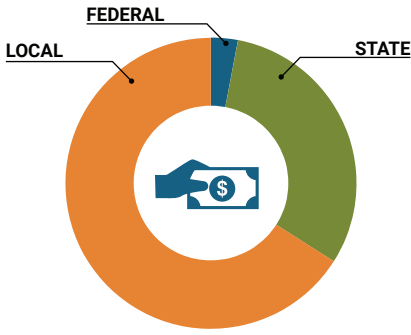
OVERALL SYSTEM RANK 4

LEAs with a substantial increase in reported ADM may show lower rankings since additional revenues reflecting those increases in ADM are not received until the following fiscal year.

* THIS REPORT INCLUDES FISCAL YEAR 2021 DATA

School System Revenue

How was your school system funded?¹



\$24,695,099	STATE	31%
\$2,285,830	FEDERAL	3%
\$52,812,810	LOCAL	66%
— \$6,384,010	Local 10-Mill Match	
\$46,428,800	AVAILABLE LOCAL REVENUE	

VALUE OF 1-MILL For Your School System

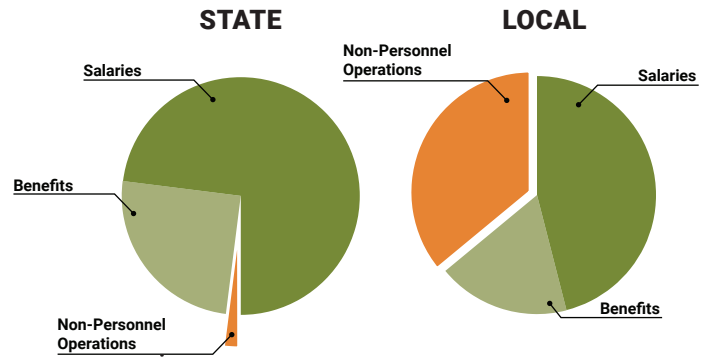
\$638,401

School System Spending

How did your school system spend state & local dollars?¹

	STATE SPENDING ^{2,3}	LOCAL SPENDING ²
Salaries	\$20,873,193	\$16,918,230
Benefits	\$7,075,277	\$6,474,320
Non-Personnel Operations	\$586,455	\$13,004,092
TOTAL	\$28,534,925	\$36,396,642

- ¹ Revenues and expenditures may contain nominal variances due to rounding
- ² Does not include debt service or capital outlay
- ³ Includes 10-mill match
- ⁴ Such as utilities, operations & maintenance, etc.



Only 2% of state funding is available for non-personnel expenditures⁴

Instructional Support



Educational Advancement & Technology Fund⁵

FY22	\$1,239,324
FY21	\$1,208,225
FY20	\$1,036,927

⁵ These one-time supplemental funds may be used for repairs and deferred maintenance, capital outlay, classroom instructional supplies, insurance for facilities, transportation, technology and school safety.

System Debt

TOTAL DEBT⁶	DEBT PER STUDENT
\$72,670,000	\$16,606

⁶ The debt totals in system audit reports may differ due to audit adjustments.



ALABAMA ASSOCIATION OF SCHOOL BOARDS

Sally Smith, J.D.
Executive Director

Tracey A. Meyer
Governmental Relations Coordinator

43 South Jackson Street
Montgomery, Alabama 36104

1-800-562-0601 | AlabamaSchoolBoards.org

@AlaSchoolBoards Facebook.com/AlabamaSchoolBoards