



MIDFIELD CITY

SCHOOL SYSTEM SNAPSHOT: 2023 EDITION*

417 Parkwood Street | Midfield, AL 35228 | (205) 923-2262

Superintendent

Dr. Shun Williams

Board Members

Larry Merriweather, Willie A. Watson, Felecia B. Minor, Celesta R. Pickens, Rev. Nathan R. Williams



\$972,126

Cost of One Month's Operation/General Fund



1.37

Number of Months Reserve Balance

By the Numbers



Schools¹ 4



Students/ADM² 1,013



Free & Reduced Lunch 73%

Community Eligibility Program 79%



Number of Route Buses³ 8

Buses 10 yrs. old or less 100%

Students Bused 439



Full-Time Employees 150

Teachers 73

Principals/
Assistant Principals 5

Counselors 2

Librarians 3

Other Certified Employees 6

Support Personnel 61

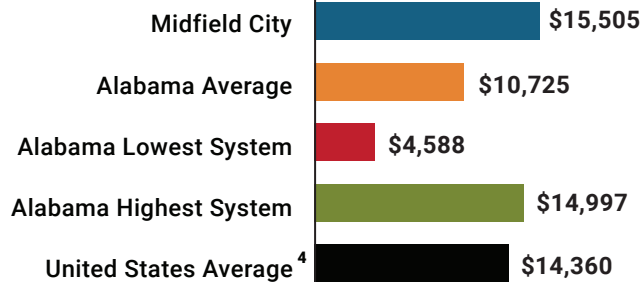
¹ Schools with enrollment, including Alternative and Career Technical Education

² Average Daily Membership (includes virtual students)

³ Data collected in 2021 and used for FY23 funding

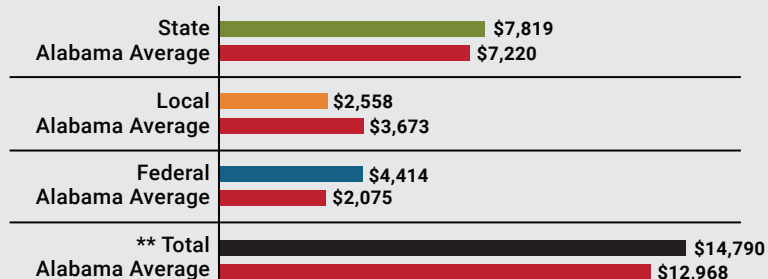
⁴ 2021-2022 NEA Rankings of the States

Total Per-Pupil Expenditures (PPE)



Per-Pupil Revenue Sources

Midfield City Revenue Sources



**Total Revenue Among 138 School Systems



49
STATE
RANK

79
LOCAL
RANK

3
FEDERAL
RANK

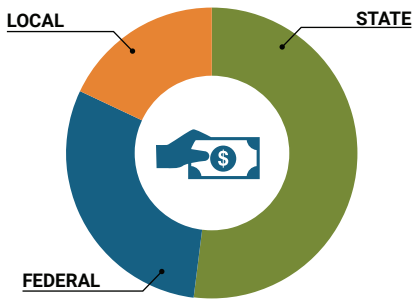
OVERALL SYSTEM RANK 20

LEAs with a substantial increase in reported ADM may show lower rankings since additional revenues reflecting those increases in ADM are not received until the following fiscal year.

* THIS REPORT INCLUDES FISCAL YEAR 2021 DATA

School System Revenue

How was your school system funded?¹



\$7,920,351	STATE	52%
\$4,471,001	FEDERAL	30%
\$2,711,647	LOCAL	18%
\$281,410	Local 10-Mill Match	
\$2,430,237	AVAILABLE LOCAL REVENUE	

VALUE OF 1-MILL
For Your School System

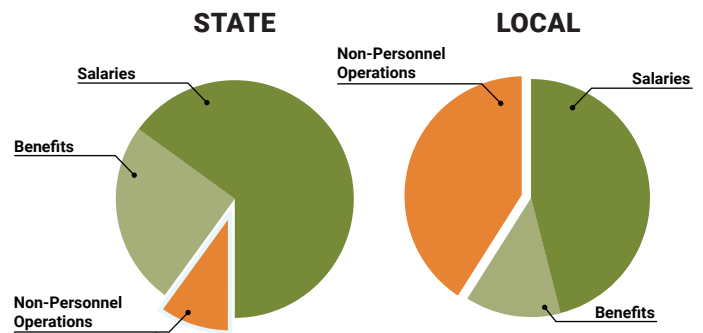
\$28,141

School System Spending

How did your school system spend state & local dollars?¹

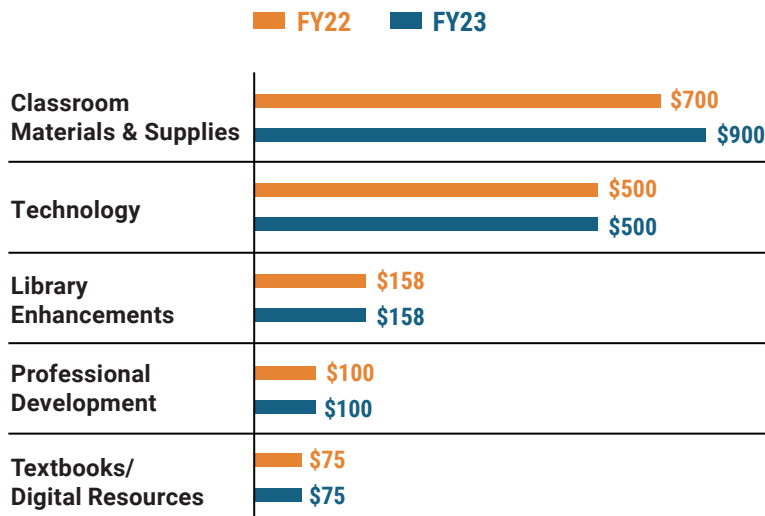
	STATE SPENDING ^{2,3}	LOCAL SPENDING ²
Salaries	\$5,060,954	\$1,637,250
Benefits	\$1,945,783	\$446,402
Non-Personnel Operations	\$777,187	\$1,458,145
TOTAL	\$7,783,923	\$3,541,797

- ¹ Revenues and expenditures may contain nominal variances due to rounding
² Does not include debt service or capital outlay
³ Includes 10-mill match
⁴ Such as utilities, operations & maintenance, etc.



Only 10% of state funding is available for non-personnel expenditures⁴

Instructional Support



Educational Advancement & Technology Fund⁵

FY22	\$287,031
FY21	\$283,271
FY20	\$244,068

⁵ These one-time supplemental funds may be used for repairs and deferred maintenance, capital outlay, classroom instructional supplies, insurance for facilities, transportation, technology and school safety.

System Debt

TOTAL DEBT⁶	\$2,785,508	DEBT PER STUDENT	\$2,750
-------------------------------	--------------------	-------------------------	----------------

⁶ The debt totals in system audit reports may differ due to audit adjustments.



ALABAMA
ASSOCIATION OF
SCHOOL BOARDS

Sally Smith, J.D.
Executive Director

Tracey A. Meyer
Governmental Relations Coordinator

43 South Jackson Street
Montgomery, Alabama 36104

1-800-562-0601 | AlabamaSchoolBoards.org

@AlaSchoolBoards Facebook.com/AlabamaSchoolBoards