



# LANETT CITY

## SCHOOL SYSTEM SNAPSHOT: 2023 EDITION\*

105 N. Lanier Avenue | Lanett, AL 36863 | (334) 644-5900

Superintendent

Jennifer Boyd

Board Members

Gwen Harris-Brooks, Tony Edmondson, David Gagnon, Gail Holley, Katie Walton



**\$702,320**

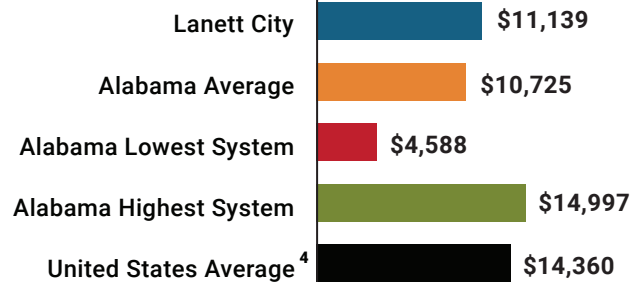
Cost of One Month's  
Operation/General Fund



**4.84**

Number of Months  
Reserve Balance

### Total Per-Pupil Expenditures (PPE)

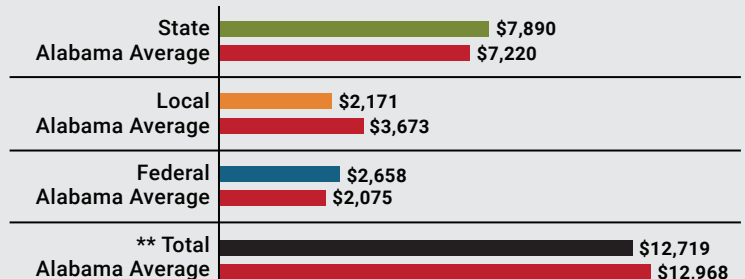


### By the Numbers

	Schools <sup>1</sup>	3
	Students/ADM <sup>2</sup>	943
	Free & Reduced Lunch	58%
	Community Eligibility Program	64%
	Number of Route Buses <sup>3</sup>	8
	Buses 10 yrs. old or less	88%
	Students Bused	530
	Full-Time Employees	121
	Teachers	59
	Principals/ Assistant Principals	4
	Counselors	2
	Librarians	2
	Other Certified Employees	5
	Support Personnel	49

### Per-Pupil Revenue Sources

#### Lanett City Revenue Sources



\*\*Total Revenue Among 138 School Systems



**45**  
STATE  
RANK

**102**  
LOCAL  
RANK

**35**  
FEDERAL  
RANK

## OVERALL SYSTEM RANK 76

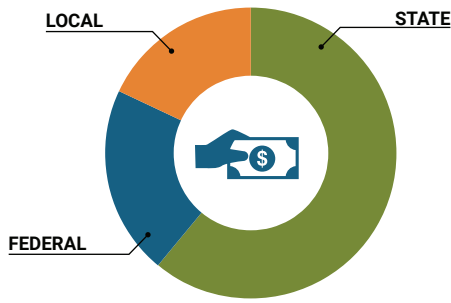
LEAs with a substantial increase in reported ADM may show lower rankings since additional revenues reflecting those increases in ADM are not received until the following fiscal year.

<sup>1</sup> Schools with enrollment, including Alternative and Career Technical Education  
<sup>2</sup> Average Daily Membership (includes virtual students)  
<sup>3</sup> Data collected in 2021 and used for FY23 funding  
<sup>4</sup> 2021-2022 NEA Rankings of the States

\* THIS REPORT INCLUDES FISCAL YEAR 2021 DATA

# School System Revenue

## How was your school system funded?<sup>1</sup>



### VALUE OF 1-MILL For Your School System

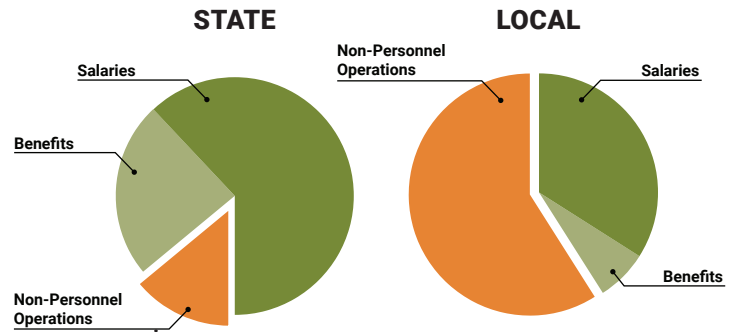
**\$38,449**

# School System Spending

## How did your school system spend state & local dollars?<sup>1</sup>

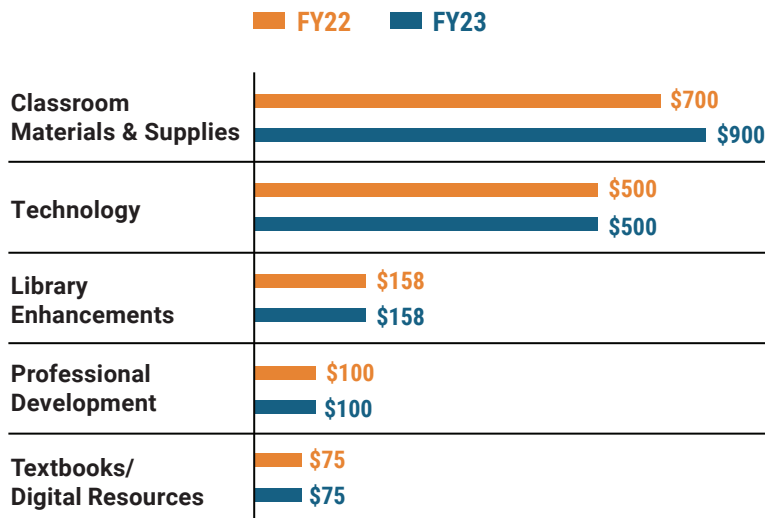
	STATE SPENDING <sup>2,3</sup>	LOCAL SPENDING <sup>2</sup>
Salaries	\$4,612,557	\$330,975
Benefits	\$1,810,628	\$73,780
Non-Personnel Operations	\$1,037,272	\$583,026
<b>TOTAL</b>	<b>\$7,460,456</b>	<b>\$987,782</b>

- <sup>1</sup> Revenues and expenditures may contain nominal variances due to rounding
- <sup>2</sup> Does not include debt service or capital outlay
- <sup>3</sup> Includes 10-mill match
- <sup>4</sup> Such as utilities, operations & maintenance, etc.



**Only 14% of state funding is available for non-personnel expenditures<sup>4</sup>**

# Instructional Support



# Educational Advancement & Technology Fund<sup>5</sup>

FY22 **\$267,133**  
 FY21 **\$257,470**  
 FY20 **\$215,363**

<sup>5</sup> These one-time supplemental funds may be used for repairs and deferred maintenance, capital outlay, classroom instructional supplies, insurance for facilities, transportation, technology and school safety.

# System Debt

**TOTAL DEBT<sup>6</sup> \$310,691**      **DEBT PER STUDENT \$329**

<sup>6</sup> The debt totals in system audit reports may differ due to audit adjustments.



ALABAMA ASSOCIATION OF SCHOOL BOARDS

Sally Smith, J.D.  
Executive Director

Tracey A. Meyer  
Governmental Relations Coordinator

43 South Jackson Street  
Montgomery, Alabama 36104

1-800-562-0601 | [AlabamaSchoolBoards.org](http://AlabamaSchoolBoards.org)

[@AlaSchoolBoards](https://twitter.com/AlaSchoolBoards) [f Facebook.com/AlabamaSchoolBoards](https://facebook.com/AlabamaSchoolBoards)