



JASPER CITY

SCHOOL SYSTEM SNAPSHOT: 2023 EDITION*

P.O. Box 500 | Jasper, AL 35502 | (205) 384-6880 x68010

Superintendent

Dr. Ann G. Jackson

Board Members

Willie Moore, Teresa Sherer, Mary Beth Barber, Scott Thornley, Walker Wilson

\$2,071,551
Cost of One Month's
Operation/General Fund

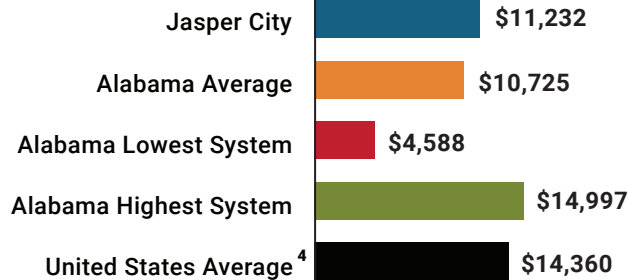
6.99
Number of Months
Reserve Balance

By the Numbers

	Schools ¹	5
	Students/ADM ²	2,558
	Free & Reduced Lunch	47%
	Community Eligibility Program	28%
	Number of Route Buses ³	16
	Buses 10 yrs. old or less.....	100%
	Students Bused.....	1,007
	Full-Time Employees	331
	Teachers.....	179
	Principals/ Assistant Principals.....	11
	Counselors.....	7
	Librarians.....	5
	Other Certified Employees.....	10
	Support Personnel.....	119

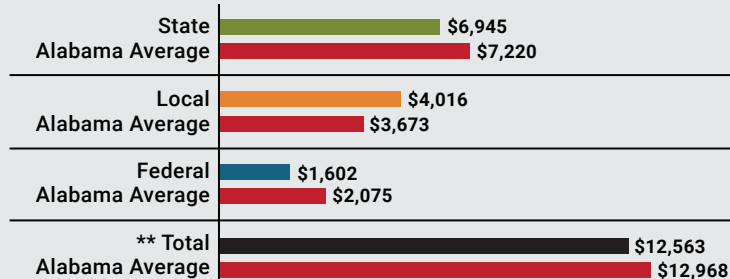
¹ Schools with enrollment, including Alternative and Career Technical Education
² Average Daily Membership (includes virtual students)
³ Data collected in 2021 and used for FY23 funding
⁴ 2021-2022 NEA Rankings of the States

Total Per-Pupil Expenditures (PPE)



Per-Pupil Revenue Sources

Jasper City Revenue Sources



**Total Revenue Among 138 School Systems



113
STATE
RANK

34
LOCAL
RANK

110
FEDERAL
RANK

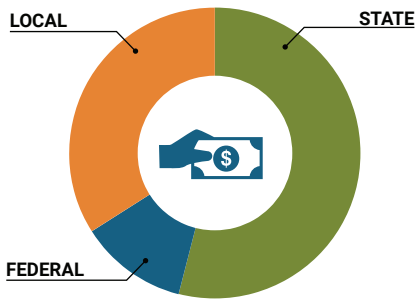
OVERALL SYSTEM RANK 86

LEAs with a substantial increase in reported ADM may show lower rankings since additional revenues reflecting those increases in ADM are not received until the following fiscal year.

* THIS REPORT INCLUDES FISCAL YEAR 2021 DATA

School System Revenue

How was your school system funded?¹



\$17,766,255	STATE	54%
\$4,097,422	FEDERAL	12%
\$11,322,416	LOCAL	34%
— \$1,943,730	Local 10-Mill Match	
\$9,378,686	AVAILABLE LOCAL REVENUE	

VALUE OF 1-MILL For Your School System

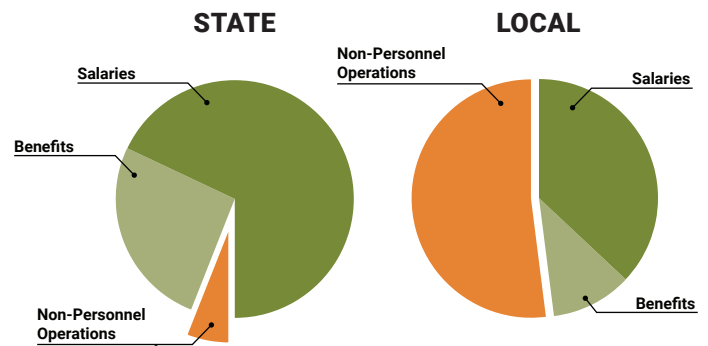
\$194,373

School System Spending

How did your school system spend state & local dollars?¹

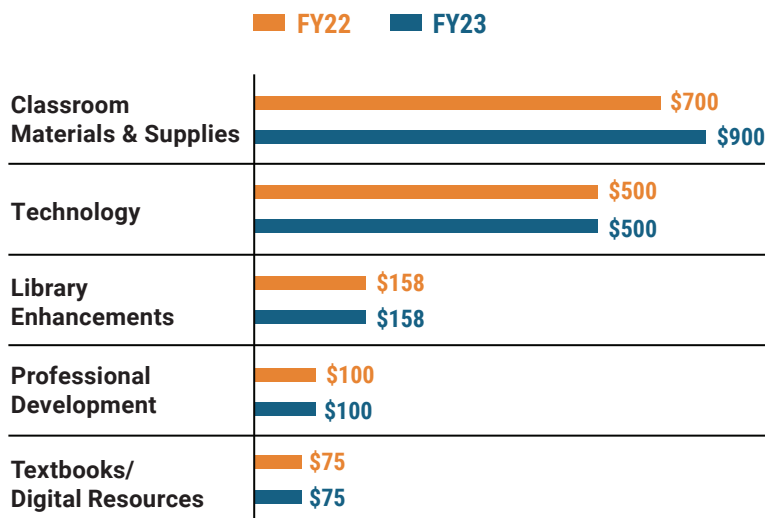
	STATE SPENDING ^{2,3}	LOCAL SPENDING ²
Salaries	\$12,477,780	\$2,327,989
Benefits	\$4,818,391	\$690,848
Non-Personnel Operations	\$1,094,337	\$3,226,703
TOTAL	\$18,390,509	\$6,245,540

- ¹ Revenues and expenditures may contain nominal variances due to rounding
² Does not include debt service or capital outlay
³ Includes 10-mill match
⁴ Such as utilities, operations & maintenance, etc.



Only 6% of state funding is available for non-personnel expenditures⁴

Instructional Support



Educational Advancement & Technology Fund⁵

FY22	\$724,402
FY21	\$743,685
FY20	\$645,994

⁵ These one-time supplemental funds may be used for repairs and deferred maintenance, capital outlay, classroom instructional supplies, insurance for facilities, transportation, technology and school safety.

System Debt

TOTAL DEBT⁶	DEBT PER STUDENT
\$13,494,567	\$5,275

⁶ The debt totals in system audit reports may differ due to audit adjustments.



ALABAMA
ASSOCIATION OF
SCHOOL BOARDS

Sally Smith, J.D.
Executive Director

Tracey A. Meyer
Governmental Relations Coordinator

43 South Jackson Street
Montgomery, Alabama 36104

1-800-562-0601 | AlabamaSchoolBoards.org

@AlaSchoolBoards Facebook.com/AlabamaSchoolBoards