



HALEYVILLE CITY

SCHOOL SYSTEM SNAPSHOT: 2023 EDITION*

2011 20th Street | Haleyville, AL 35565 | (205) 486-9231


Superintendent

Dr. Holly Sutherland






Board Members

Chad Tidwell, Beth H. McAlpine, Kris Burleson, Donna Jones, Christopher Haughton

 **\$1,207,972**
Cost of One Month's
Operation/General Fund

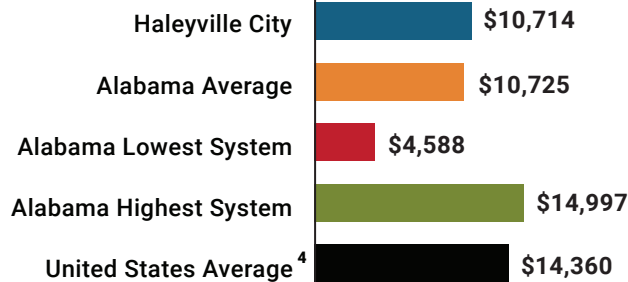
 **3.24**
Number of Months
Reserve Balance

By the Numbers

	Schools ¹	4
	Students/ADM ²	1,574
	Free & Reduced Lunch.....	60%
	Community Eligibility Program.....	33%
	Number of Route Buses ³	3
	Buses 10 yrs. old or less.....	100%
	Students Bused.....	25
	Full-Time Employees.....	222
	Teachers.....	119
	Principals/ Assistant Principals.....	7
	Counselors.....	5
	Librarians.....	3
	Other Certified Employees.....	5
	Support Personnel.....	83

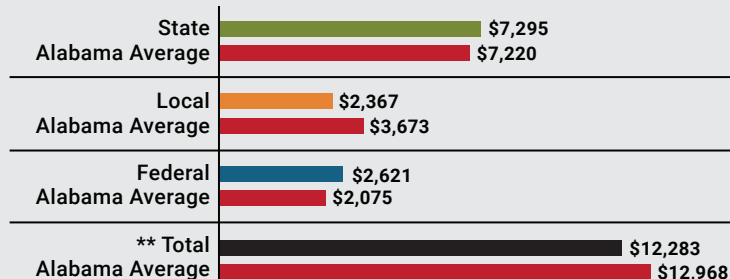
¹ Schools with enrollment, including Alternative and Career Technical Education
² Average Daily Membership (includes virtual students)
³ Data collected in 2021 and used for FY23 funding
⁴ 2021-2022 NEA Rankings of the States

Total Per-Pupil Expenditures (PPE)



Per-Pupil Revenue Sources

Haleyville City Revenue Sources



**Total Revenue Among 138 School Systems



91
STATE
RANK

91
LOCAL
RANK

38
FEDERAL
RANK

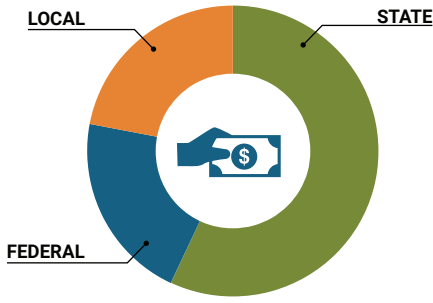
OVERALL SYSTEM RANK 101

LEAs with a substantial increase in reported ADM may show lower rankings since additional revenues reflecting those increases in ADM are not received until the following fiscal year.

* THIS REPORT INCLUDES FISCAL YEAR 2021 DATA

School System Revenue

How was your school system funded?¹



\$11,483,066	STATE	57%
\$4,125,608	FEDERAL	21%
\$4,454,358	LOCAL	22%
\$591,780	Local 10-Mill Match	
\$3,862,578	AVAILABLE LOCAL REVENUE	

VALUE OF 1-MILL For Your School System

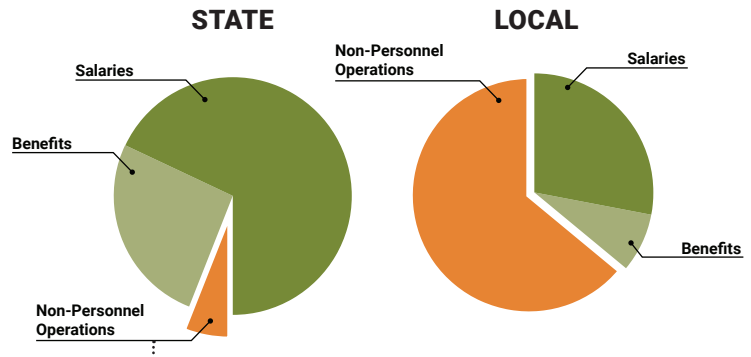
\$59,178

School System Spending

How did your school system spend state & local dollars?¹

	STATE SPENDING ^{2,3}	LOCAL SPENDING ²
Salaries	\$7,771,714	\$1,009,859
Benefits	\$2,962,208	\$277,529
Non-Personnel Operations	\$674,195	\$2,327,742
TOTAL	\$11,408,117	\$3,615,130

- ¹ Revenues and expenditures may contain nominal variances due to rounding
- ² Does not include debt service or capital outlay
- ³ Includes 10-mill match
- ⁴ Such as utilities, operations & maintenance, etc.



Only 6% of state funding is available for non-personnel expenditures⁴

Instructional Support



Educational Advancement & Technology Fund⁵

FY22	\$445,784
FY21	\$442,192
FY20	\$382,036

⁵ These one-time supplemental funds may be used for repairs and deferred maintenance, capital outlay, classroom instructional supplies, insurance for facilities, transportation, technology and school safety.

System Debt

TOTAL DEBT⁶	\$8,594,950	DEBT PER STUDENT	\$5,461
-------------------------------	--------------------	-------------------------	----------------

⁶ The debt totals in system audit reports may differ due to audit adjustments.



ALABAMA ASSOCIATION OF SCHOOL BOARDS

Sally Smith, J.D.
Executive Director

Tracey A. Meyer
Governmental Relations Coordinator

43 South Jackson Street
Montgomery, Alabama 36104

1-800-562-0601 | AlabamaSchoolBoards.org

@AlaSchoolBoards Facebook.com/AlabamaSchoolBoards