



GUNTERSVILLE CITY

SCHOOL SYSTEM SNAPSHOT: 2023 EDITION*

P.O. Box 129 | Guntersville, AL 35976 | (256) 582-3159


Superintendent

Dr. Jason Barnett

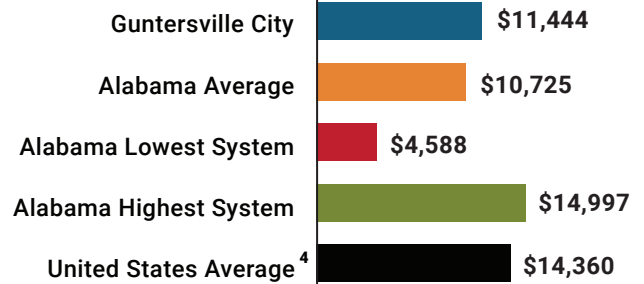
Board Members

Whitney Mastin, Jim Beard, Bethany Etheridge, William Scott Langford, Laura Roberts






 **\$1,482,264**
Cost of One Month's
Operation/General Fund

 **2.93**
Number of Months
Reserve Balance

Total Per-Pupil Expenditures (PPE)

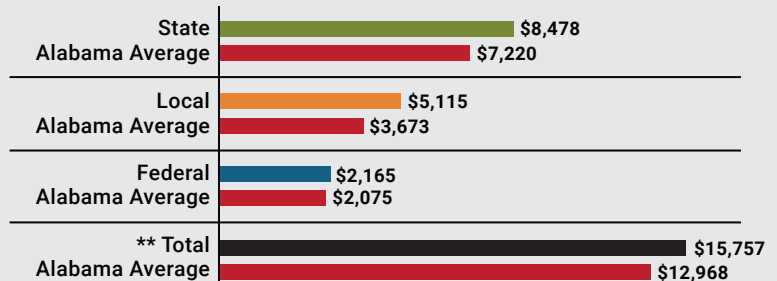


By the Numbers

	Schools¹	4
	Students/ADM²	1,768
	Free & Reduced Lunch	41%
	Community Eligibility Program	27%
	Number of Route Buses³	13
	Buses 10 yrs. old or less.....	100%
	Students Bused.....	503
	Full-Time Employees	229
	Teachers.....	112
	Principals/ Assistant Principals.....	6
	Counselors.....	5
	Librarians.....	4
	Other Certified Employees.....	5
	Support Personnel.....	97

Per-Pupil Revenue Sources

Guntersville City Revenue Sources



**Total Revenue Among 138 School Systems



20
STATE
RANK

17
LOCAL
RANK

66
FEDERAL
RANK

OVERALL SYSTEM RANK 9

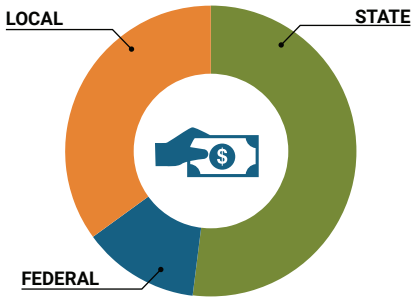
LEAs with a substantial increase in reported ADM may show lower rankings since additional revenues reflecting those increases in ADM are not received until the following fiscal year.

¹ Schools with enrollment, including Alternative and Career Technical Education
² Average Daily Membership (includes virtual students)
³ Data collected in 2021 and used for FY23 funding
⁴ 2021-2022 NEA Rankings of the States

* THIS REPORT INCLUDES FISCAL YEAR 2021 DATA

School System Revenue

How was your school system funded?¹



\$14,988,360	STATE	52%
\$3,827,760	FEDERAL	13%
\$10,140,614	LOCAL	35%
— \$1,595,390	Local 10-Mill Match	
\$8,545,224	AVAILABLE LOCAL REVENUE	

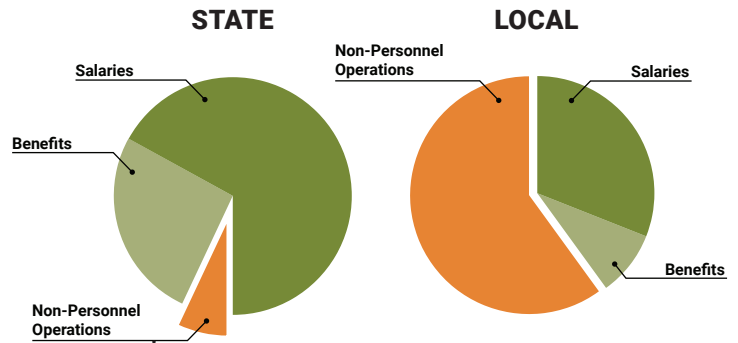
VALUE OF 1-MILL For Your School System

\$159,539

School System Spending

How did your school system spend state & local dollars?¹

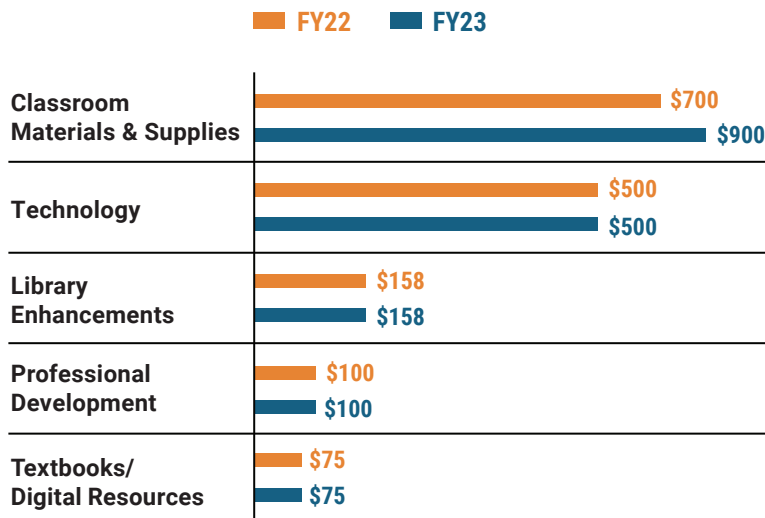
	STATE SPENDING ^{2,3}	LOCAL SPENDING ²
Salaries	\$8,718,482	\$1,689,909
Benefits	\$3,335,776	\$470,443
Non-Personnel Operations	\$886,774	\$3,298,471
TOTAL	\$12,941,033	\$5,458,824



Only 7% of state funding is available for non-personnel expenditures⁴

¹ Revenues and expenditures may contain nominal variances due to rounding
² Does not include debt service or capital outlay
³ Includes 10-mill match
⁴ Such as utilities, operations & maintenance, etc.

Instructional Support



Educational Advancement & Technology Fund⁵

FY22	\$500,703
FY21	\$504,829
FY20	\$442,608

⁵ These one-time supplemental funds may be used for repairs and deferred maintenance, capital outlay, classroom instructional supplies, insurance for facilities, transportation, technology and school safety.

System Debt

TOTAL DEBT⁶	DEBT PER STUDENT
\$58,614,034	\$33,153

⁶ The debt totals in system audit reports may differ due to audit adjustments.



ALABAMA ASSOCIATION OF SCHOOL BOARDS

Sally Smith, J.D.
Executive Director

Tracey A. Meyer
Governmental Relations Coordinator

43 South Jackson Street
Montgomery, Alabama 36104

1-800-562-0601 | AlabamaSchoolBoards.org

@AlaSchoolBoards Facebook.com/AlabamaSchoolBoards