



GENEVA CITY

SCHOOL SYSTEM SNAPSHOT: 2023 EDITION*

511 Panther Drive | Geneva, AL 36340 | (334) 684-1090

Superintendent

Ronald L. Snell

Board Members

Rev. Russell Clausell, Karen Simmons, Michael Booth, Tonya Roney, Colby Hidle



\$964,667

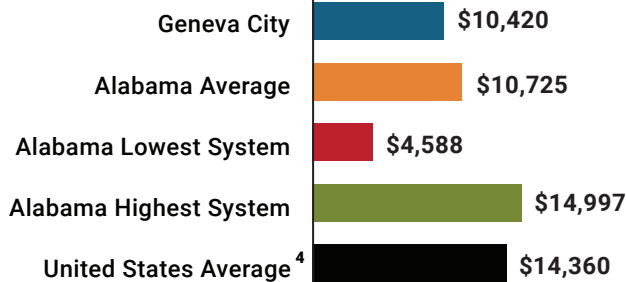
Cost of One Month's
Operation/General Fund



2.03

Number of Months
Reserve Balance

Total Per-Pupil Expenditures (PPE)



By the Numbers



Schools¹..... 3



Students/ADM²..... 1,232



Free & Reduced Lunch..... 53%

Community Eligibility Program..... 35%



Number of Route Buses³..... 10

Buses 10 yrs. old or less..... **100%**

Students Bused..... **403**



Full-Time Employees..... 150

Teachers..... **80**

Principals/
Assistant Principals..... **6**

Counselors..... **3**

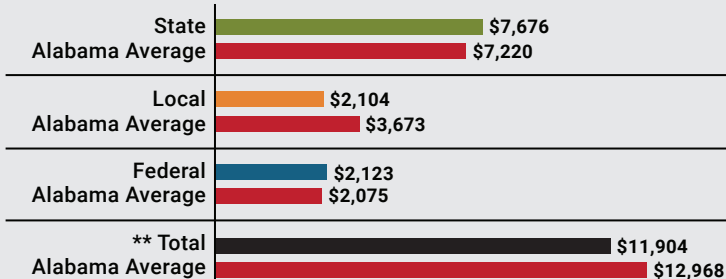
Librarians..... **3**

Other Certified Employees..... **5**

Support Personnel..... **53**

Per-Pupil Revenue Sources

Geneva City Revenue Sources



**Total Revenue Among 138 School Systems



64
STATE
RANK

108
LOCAL
RANK

72
FEDERAL
RANK

OVERALL SYSTEM RANK 111

LEAs with a substantial increase in reported ADM may show lower rankings since additional revenues reflecting those increases in ADM are not received until the following fiscal year.

¹ Schools with enrollment, including Alternative and Career Technical Education

² Average Daily Membership (includes virtual students)

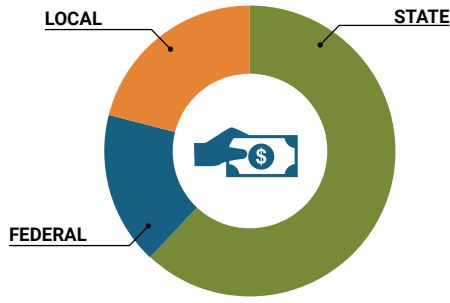
³ Data collected in 2021 and used for FY23 funding

⁴ 2021-2022 NEA Rankings of the States

* THIS REPORT INCLUDES FISCAL YEAR 2021 DATA

School System Revenue

How was your school system funded?¹



\$9,457,202	STATE	62%
\$2,615,655	FEDERAL	17%
\$3,133,325	LOCAL	21%
\$491,130	Local 10-Mill Match	
\$2,642,195	AVAILABLE LOCAL REVENUE	

VALUE OF 1-MILL For Your School System

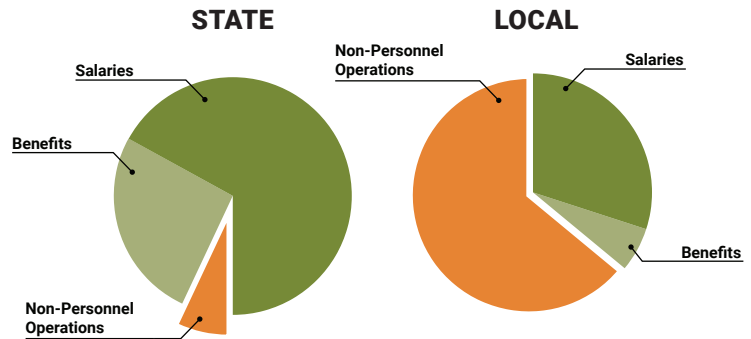


School System Spending

How did your school system spend state & local dollars?¹

	STATE SPENDING ^{2,3}	LOCAL SPENDING ²
Salaries	\$6,167,095	\$586,810
Benefits	\$2,396,327	\$112,684
Non-Personnel Operations	\$597,937	\$1,289,651
TOTAL	\$9,161,360	\$1,989,144

¹ Revenues and expenditures may contain nominal variances due to rounding
² Does not include debt service or capital outlay
³ Includes 10-mill match
⁴ Such as utilities, operations & maintenance, etc.



Only 7% of state funding is available for non-personnel expenditures⁴

Instructional Support



Educational Advancement & Technology Fund⁵

FY22	\$348,917
FY21	\$350,957
FY20	\$300,960

⁵ These one-time supplemental funds may be used for repairs and deferred maintenance, capital outlay, classroom instructional supplies, insurance for facilities, transportation, technology and school safety.

System Debt

TOTAL DEBT⁶	DEBT PER STUDENT
\$10,019,066	\$8,132

⁶ The debt totals in system audit reports may differ due to audit adjustments.



ALABAMA ASSOCIATION OF SCHOOL BOARDS

Sally Smith, J.D.
Executive Director

Tracey A. Meyer
Governmental Relations Coordinator

43 South Jackson Street
Montgomery, Alabama 36104

1-800-562-0601 | AlabamaSchoolBoards.org

@AlaSchoolBoards Facebook.com/AlabamaSchoolBoards