



GADSDEN CITY

SCHOOL SYSTEM SNAPSHOT: 2023 EDITION*

P.O. Box 184 | Gadsden, AL 35902 | (256) 549-2903

Superintendent

Tony Reddick

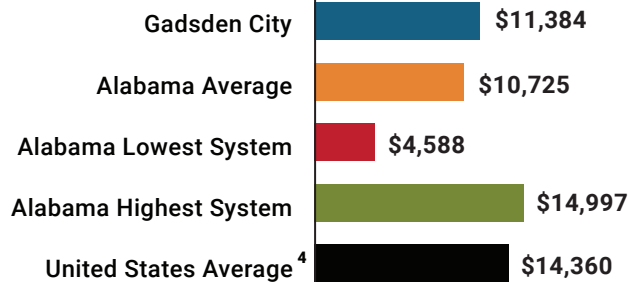
Board Members

William Allen Millican, Dr. Nathan Carter, Nancy Stewart, Mark Dayton, F. Michael Haney, Adrienne Reed, Rev. Z Andre' Huff

\$3,565,638
Cost of One Month's
Operation/General Fund

1.03
Number of Months
Reserve Balance

Total Per-Pupil Expenditures (PPE)

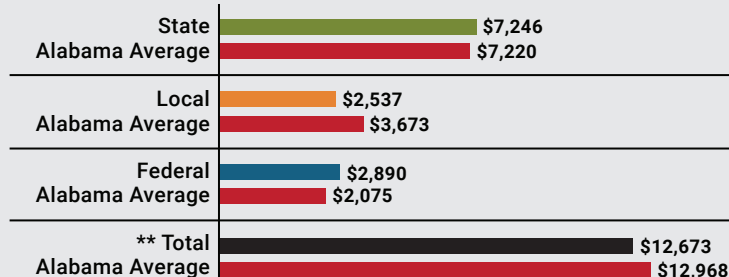


By the Numbers

	Schools ¹	12
	Students/ADM ²	4,825
	Free & Reduced Lunch.....	69%
	Community Eligibility Program.....	50%
	Number of Route Buses ³	18
	Buses 10 yrs. old or less.....	6%
	Students Bused.....	1,195
	Full-Time Employees.....	630
	Teachers.....	345
	Principals/ Assistant Principals.....	21
	Counselors.....	15
	Librarians.....	11
	Other Certified Employees.....	30
	Support Personnel.....	208

Per-Pupil Revenue Sources

Gadsden City Revenue Sources



**Total Revenue Among 138 School Systems



94
STATE
RANK

81
LOCAL
RANK

24
FEDERAL
RANK

OVERALL SYSTEM RANK 78

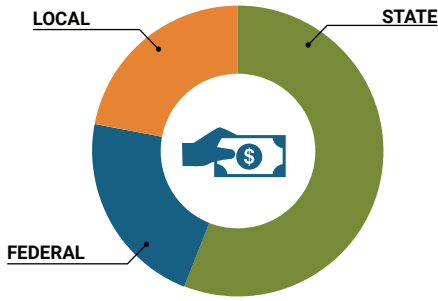
LEAs with a substantial increase in reported ADM may show lower rankings since additional revenues reflecting those increases in ADM are not received until the following fiscal year.

¹ Schools with enrollment, including Alternative and Career Technical Education
² Average Daily Membership (includes virtual students)
³ Data collected in 2021 and used for FY23 funding
⁴ 2021-2022 NEA Rankings of the States

* THIS REPORT INCLUDES FISCAL YEAR 2021 DATA

School System Revenue

How was your school system funded?¹



\$34,962,023	STATE	56%
\$13,944,636	FEDERAL	22%
\$13,633,256	LOCAL	22%
\$3,955,530	Local 10-Mill Match	
\$9,677,726	AVAILABLE LOCAL REVENUE	

VALUE OF 1-MILL For Your School System

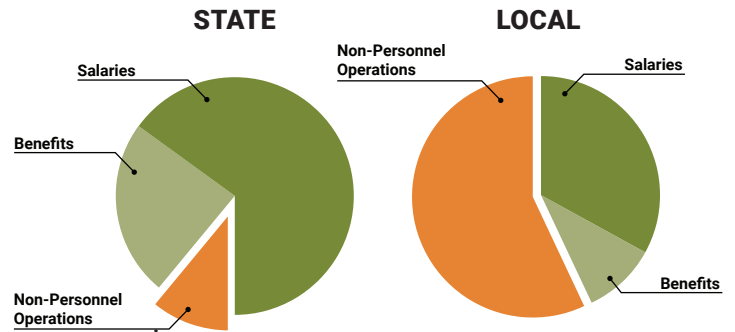
\$395,553

School System Spending

How did your school system spend state & local dollars?¹

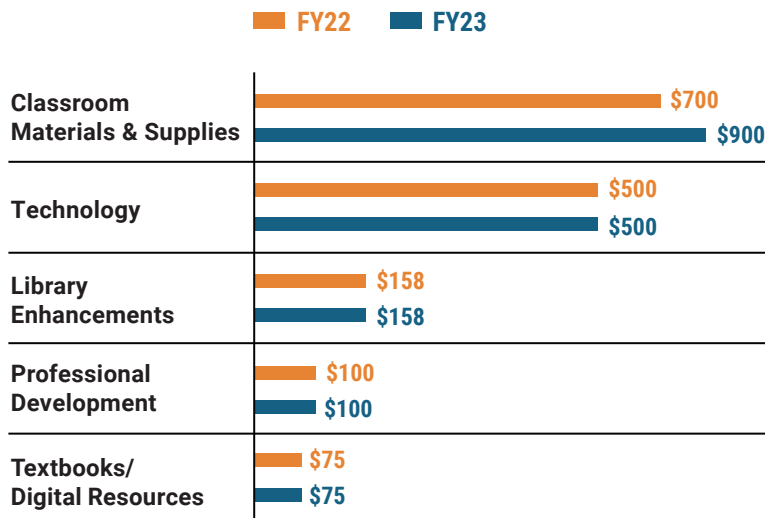
	STATE SPENDING ^{2,3}	LOCAL SPENDING ²
Salaries	\$24,274,311	\$2,798,951
Benefits	\$9,174,230	\$815,267
Non-Personnel Operations	\$4,015,748	\$4,760,723
TOTAL	\$37,464,288	\$8,374,941

- ¹ Revenues and expenditures may contain nominal variances due to rounding
- ² Does not include debt service or capital outlay
- ³ Includes 10-mill match
- ⁴ Such as utilities, operations & maintenance, etc.



Only 11% of state funding is available for non-personnel expenditures⁴

Instructional Support



Educational Advancement & Technology Fund⁵

FY22	\$1,366,596
FY21	\$1,413,336
FY20	\$1,227,410

⁵ These one-time supplemental funds may be used for repairs and deferred maintenance, capital outlay, classroom instructional supplies, insurance for facilities, transportation, technology and school safety.

System Debt

TOTAL DEBT⁶	DEBT PER STUDENT
\$22,496,974	\$4,663

⁶ The debt totals in system audit reports may differ due to audit adjustments.



ALABAMA ASSOCIATION OF SCHOOL BOARDS

Sally Smith, J.D.
Executive Director

Tracey A. Meyer
Governmental Relations Coordinator

43 South Jackson Street
Montgomery, Alabama 36104

1-800-562-0601 | AlabamaSchoolBoards.org

@AlaSchoolBoards Facebook.com/AlabamaSchoolBoards