



FORT PAYNE CITY

SCHOOL SYSTEM SNAPSHOT: 2023 EDITION*

P.O. Box 681029 | Fort Payne, AL 35968 | (256) 845-0915 x1

Superintendent

Brian Jett

Board Members

R. Neal Baine, Randy Bynum, Sharon Jones, Carolyn Martin, Randy McClung

\$2,322,463
Cost of One Month's
Operation/General Fund

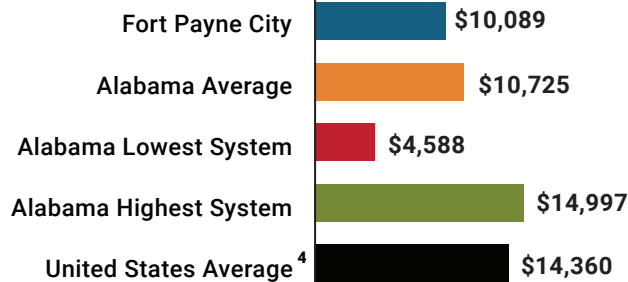
6.54
Number of Months
Reserve Balance

By the Numbers

	Schools ¹	4
	Students/ADM ²	3,354
	Free & Reduced Lunch.....	63%
	Community Eligibility Program.....	37%
	Number of Route Buses ³	24
	Buses 10 yrs. old or less.....	100%
	Students Bused.....	1,393
	Full-Time Employees.....	380
	Teachers.....	217
	Principals/ Assistant Principals.....	9
	Counselors.....	7
	Librarians.....	4
	Other Certified Employees.....	12
	Support Personnel.....	131

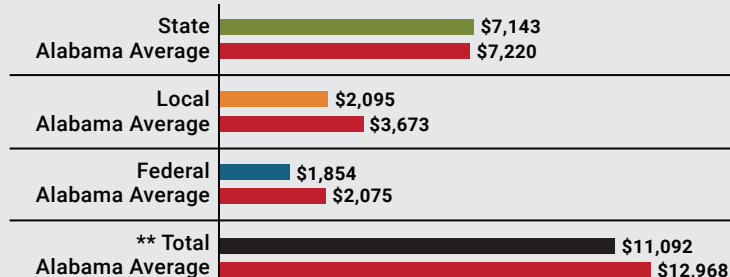
¹ Schools with enrollment, including Alternative and Career Technical Education
² Average Daily Membership (includes virtual students)
³ Data collected in 2021 and used for FY23 funding
⁴ 2021-2022 NEA Rankings of the States

Total Per-Pupil Expenditures (PPE)



Per-Pupil Revenue Sources

Fort Payne City Revenue Sources



**Total Revenue Among 138 School Systems



103
STATE
RANK

110
LOCAL
RANK

91
FEDERAL
RANK

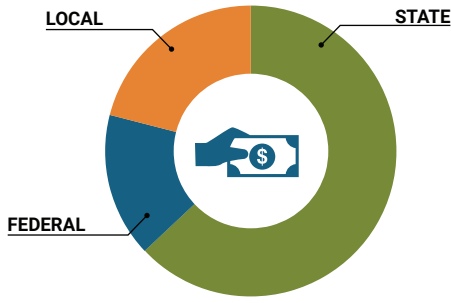
OVERALL SYSTEM RANK 132

LEAs with a substantial increase in reported ADM may show lower rankings since additional revenues reflecting those increases in ADM are not received until the following fiscal year.

* THIS REPORT INCLUDES FISCAL YEAR 2021 DATA

School System Revenue

How was your school system funded?¹



\$23,957,015	STATE	63%
\$6,217,143	FEDERAL	16%
\$8,079,374	LOCAL	21%
— \$1,705,540	Local 10-Mill Match	
\$6,373,834	AVAILABLE LOCAL REVENUE	

VALUE OF 1-MILL For Your School System

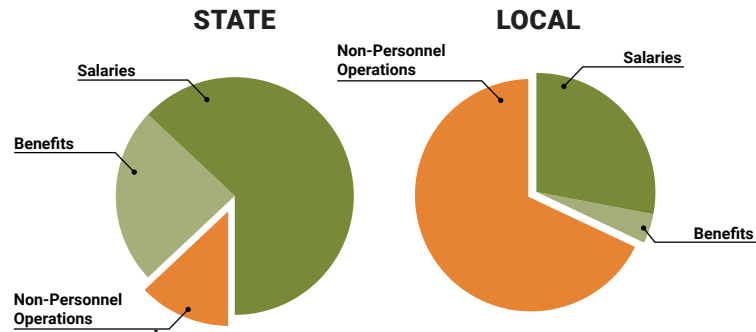
\$170,554

School System Spending

How did your school system spend state & local dollars?¹

	STATE SPENDING ^{2,3}	LOCAL SPENDING ²
Salaries	\$15,443,015	\$1,052,040
Benefits	\$5,827,982	\$153,027
Non-Personnel Operations	\$3,361,381	\$2,544,010
TOTAL	\$24,632,378	\$3,749,076

- ¹ Revenues and expenditures may contain nominal variances due to rounding
² Does not include debt service or capital outlay
³ Includes 10-mill match
⁴ Such as utilities, operations & maintenance, etc.



Only 14% of state funding is available for non-personnel expenditures⁴

Instructional Support



Educational Advancement & Technology Fund⁵

FY22	\$949,829
FY21	\$910,130
FY20	\$760,403

⁵ These one-time supplemental funds may be used for repairs and deferred maintenance, capital outlay, classroom instructional supplies, insurance for facilities, transportation, technology and school safety.

System Debt

TOTAL DEBT⁶	DEBT PER STUDENT
\$115,061	\$34

⁶ The debt totals in system audit reports may differ due to audit adjustments.



ALABAMA
ASSOCIATION OF
SCHOOL BOARDS

Sally Smith, J.D.
Executive Director

Tracey A. Meyer
Governmental Relations Coordinator

43 South Jackson Street
Montgomery, Alabama 36104

1-800-562-0601 | AlabamaSchoolBoards.org

@AlaSchoolBoards Facebook.com/AlabamaSchoolBoards