



ENTERPRISE CITY

SCHOOL SYSTEM SNAPSHOT: 2023 EDITION*


P.O. Box 311790 | Enterprise, AL 36331 | (334) 347-9531


Superintendent

Dr. Zel Thomas

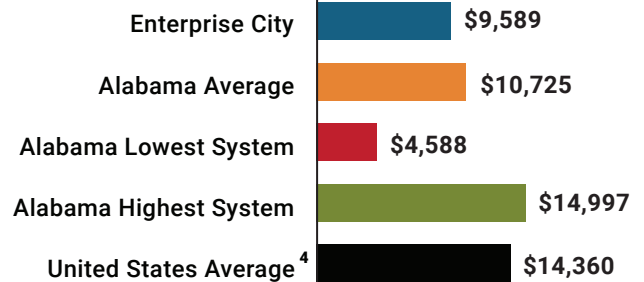
Board Members

Rodrick Caldwell, Martha Williams, Jennifer Boykins, Steven Duke, Marie Harrison






 **\$4,695,222**
Cost of One Month's
Operation/General Fund

 **5.05**
Number of Months
Reserve Balance

Total Per-Pupil Expenditures (PPE)

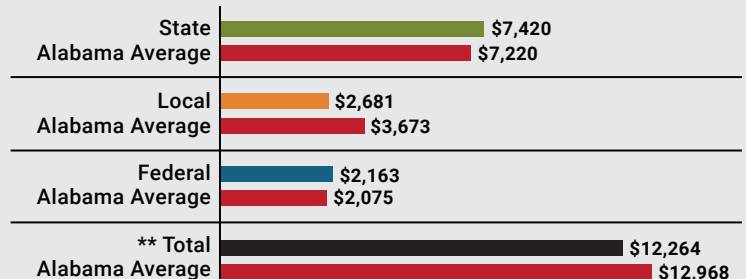


By the Numbers

	Schools¹	10
	Students/ADM²	6,531
	Free & Reduced Lunch	42%
	Community Eligibility Program	29%
	Number of Route Buses³	68
	Buses 10 yrs. old or less.....	99%
	Students Bused.....	3,226
	Full-Time Employees	837
	Teachers.....	405
	Principals/ Assistant Principals.....	20
	Counselors.....	13
	Librarians.....	10
	Other Certified Employees.....	26
	Support Personnel.....	363

Per-Pupil Revenue Sources

Enterprise City Revenue Sources



**Total Revenue Among 138 School Systems



81
STATE
RANK

70
LOCAL
RANK

67
FEDERAL
RANK

OVERALL SYSTEM RANK 102

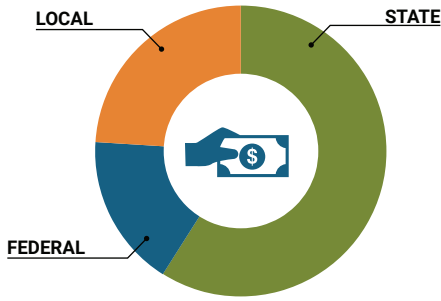
LEAs with a substantial increase in reported ADM may show lower rankings since additional revenues reflecting those increases in ADM are not received until the following fiscal year.

¹ Schools with enrollment, including Alternative and Career Technical Education
² Average Daily Membership (includes virtual students)
³ Data collected in 2021 and used for FY23 funding
⁴ 2021-2022 NEA Rankings of the States

* THIS REPORT INCLUDES FISCAL YEAR 2021 DATA

School System Revenue

How was your school system funded?¹



\$48,459,470	STATE	59%
\$14,127,381	FEDERAL	17%
\$19,880,332	LOCAL	24%
— \$2,898,990	Local 10-Mill Match	
\$16,981,342	AVAILABLE LOCAL REVENUE	

VALUE OF 1-MILL For Your School System

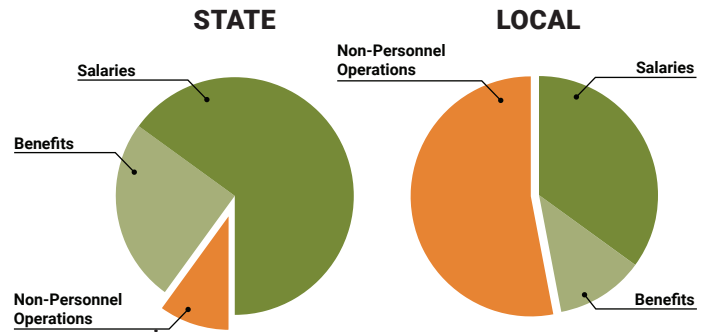
\$289,899

School System Spending

How did your school system spend state & local dollars?¹

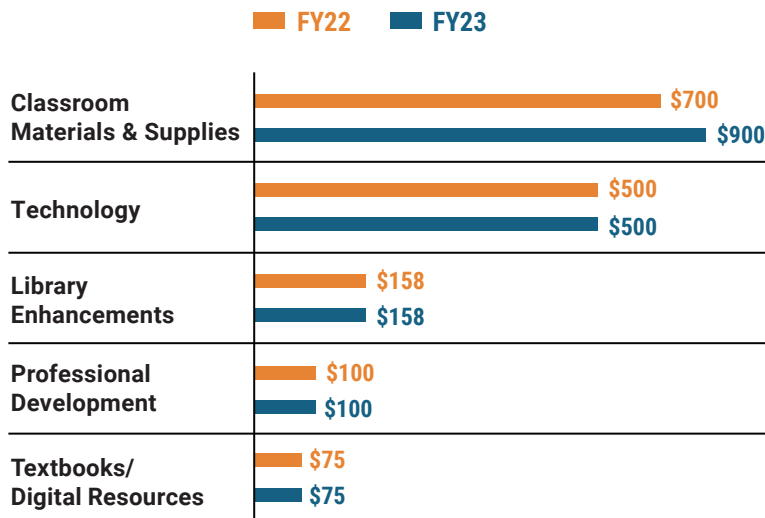
	STATE SPENDING ^{2,3}	LOCAL SPENDING ²
Salaries	\$30,525,886	\$3,100,185
Benefits	\$12,068,503	\$1,063,205
Non-Personnel Operations	\$4,970,927	\$4,821,971
TOTAL	\$47,565,316	\$8,985,361

¹ Revenues and expenditures may contain nominal variances due to rounding
² Does not include debt service or capital outlay
³ Includes 10-mill match
⁴ Such as utilities, operations & maintenance, etc.



Only 10% of state funding is available for non-personnel expenditures⁴

Instructional Support



Educational Advancement & Technology Fund⁵



⁵ These one-time supplemental funds may be used for repairs and deferred maintenance, capital outlay, classroom instructional supplies, insurance for facilities, transportation, technology and school safety.

System Debt

TOTAL DEBT⁶	DEBT PER STUDENT
\$5,867,148	\$898

⁶ The debt totals in system audit reports may differ due to audit adjustments.



ALABAMA ASSOCIATION OF SCHOOL BOARDS

Sally Smith, J.D.
Executive Director

Tracey A. Meyer
Governmental Relations Coordinator

43 South Jackson Street
Montgomery, Alabama 36104

1-800-562-0601 | AlabamaSchoolBoards.org

@AlaSchoolBoards Facebook.com/AlabamaSchoolBoards