



ELBA CITY

SCHOOL SYSTEM SNAPSHOT: 2023 EDITION*

131 Tiger Drive | Elba, AL 36323 | (334) 897-2801

Superintendent

Chris Moseley

Board Members

Deann Smith Grantham, Kristy N. Astemborski, Miranda Russell, Johnny Senn, Gregory Sowell



\$494,834

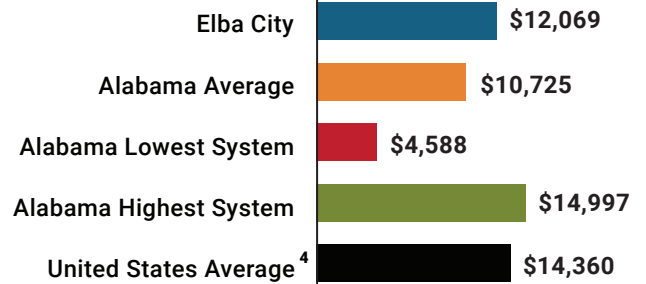
Cost of One Month's Operation/General Fund



3.32

Number of Months Reserve Balance

Total Per-Pupil Expenditures (PPE)

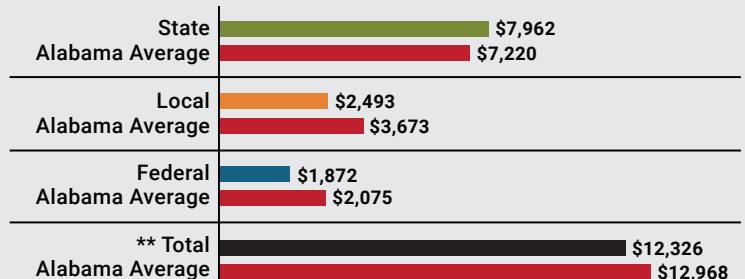


By the Numbers

	Schools ¹	3
	Students/ADM ²	612
	Free & Reduced Lunch.....	57%
	Community Eligibility Program.....	62%
	Number of Route Buses ³	4
	Buses 10 yrs. old or less.....	75%
	Students Bused.....	235
	Full-Time Employees.....	86
	Teachers.....	46
	Principals/Assistant Principals.....	2
	Counselors.....	2
	Librarians.....	2
	Other Certified Employees.....	2
	Support Personnel.....	32

Per-Pupil Revenue Sources

Elba City Revenue Sources



**Total Revenue Among 138 School Systems



41
STATE RANK

82
LOCAL RANK

89
FEDERAL RANK

OVERALL SYSTEM RANK 97

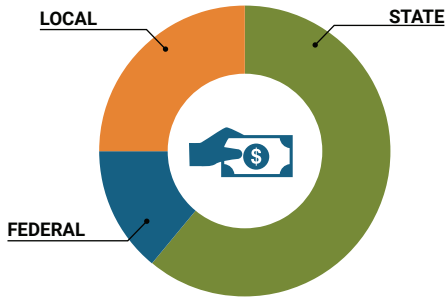
LEAs with a substantial increase in reported ADM may show lower rankings since additional revenues reflecting those increases in ADM are not received until the following fiscal year.

¹ Schools with enrollment, including Alternative and Career Technical Education
² Average Daily Membership (includes virtual students)
³ Data collected in 2021 and used for FY23 funding
⁴ 2021-2022 NEA Rankings of the States

* THIS REPORT INCLUDES FISCAL YEAR 2021 DATA

School System Revenue

How was your school system funded?¹



\$4,872,484	STATE	61%
\$1,145,647	FEDERAL	14%
\$1,909,966	LOCAL	24%
\$285,940	Local 10-Mill Match	
\$1,624,026	AVAILABLE LOCAL REVENUE	

VALUE OF 1-MILL For Your School System

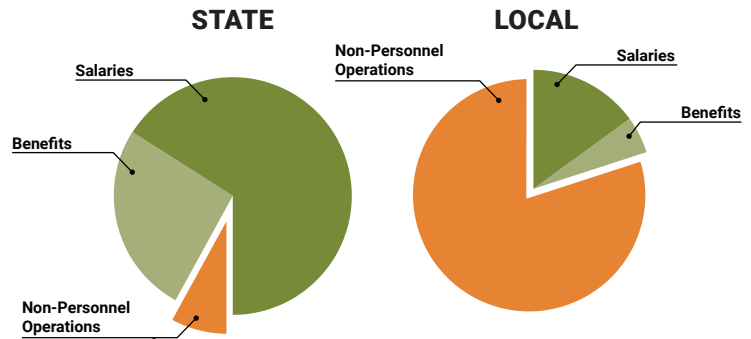


School System Spending

How did your school system spend state & local dollars?¹

	STATE SPENDING ^{2,3}	LOCAL SPENDING ²
Salaries	\$3,323,880	\$207,678
Benefits	\$1,298,408	\$61,259
Non-Personnel Operations	\$425,060	\$1,090,431
TOTAL	\$5,047,348	\$1,359,368

¹ Revenues and expenditures may contain nominal variances due to rounding
² Does not include debt service or capital outlay
³ Includes 10-mill match
⁴ Such as utilities, operations & maintenance, etc.



Only 8% of state funding is available for non-personnel expenditures⁴

Instructional Support



Educational Advancement & Technology Fund⁵

FY22	\$173,425
FY21	\$168,304
FY20	\$145,351

⁵ These one-time supplemental funds may be used for repairs and deferred maintenance, capital outlay, classroom instructional supplies, insurance for facilities, transportation, technology and school safety.

System Debt

TOTAL DEBT⁶	DEBT PER STUDENT
\$1,190,878	\$1,946

⁶ The debt totals in system audit reports may differ due to audit adjustments.