



DEMOPOLIS CITY

SCHOOL SYSTEM SNAPSHOT: 2023 EDITION*

609 South Cedar Avenue | Demopolis, AL 36732 | (334) 289-1670


Superintendent

Tony Willis

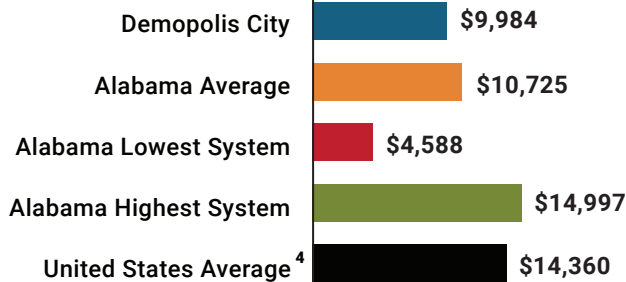
Board Members

Olen Kerby, James H. Hurst, Jr., Bobby Armstead, Carolyn W. Moore, Betsy Stephens






 **\$1,539,240**
Cost of One Month's
Operation/General Fund

 **5.16**
Number of Months
Reserve Balance


Total Per-Pupil Expenditures (PPE)



By the Numbers

	Schools ¹	4
	Students/ADM ²	2,053
	Free & Reduced Lunch.....	57%
	Community Eligibility Program.....	46%
	Number of Route Buses ³	2
	Buses 10 yrs. old or less.....	100%
	Students Bused.....	62
	Full-Time Employees.....	254
	Teachers.....	146
	Principals/ Assistant Principals.....	9
	Counselors.....	5
	Librarians.....	4
	Other Certified Employees.....	3
	Support Personnel.....	87

Per-Pupil Revenue Sources



**Total Revenue Among 138 School Systems



78
STATE
RANK

97
LOCAL
RANK

64
FEDERAL
RANK

OVERALL SYSTEM RANK 109

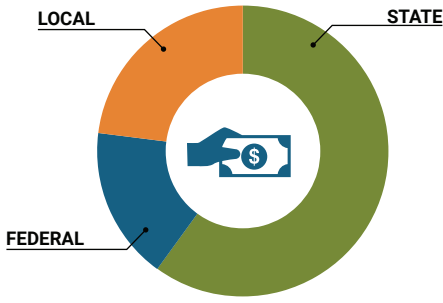
LEAs with a substantial increase in reported ADM may show lower rankings since additional revenues reflecting those increases in ADM are not received until the following fiscal year.

¹ Schools with enrollment, including Alternative and Career Technical Education
² Average Daily Membership (includes virtual students)
³ Data collected in 2021 and used for FY23 funding
⁴ 2021-2022 NEA Rankings of the States

* THIS REPORT INCLUDES FISCAL YEAR 2021 DATA

School System Revenue

How was your school system funded?¹



\$15,339,855	STATE	60%
\$4,453,272	FEDERAL	17%
\$5,858,655	LOCAL	23%
\$883,780	Local 10-Mill Match	
\$4,974,875	AVAILABLE LOCAL REVENUE	

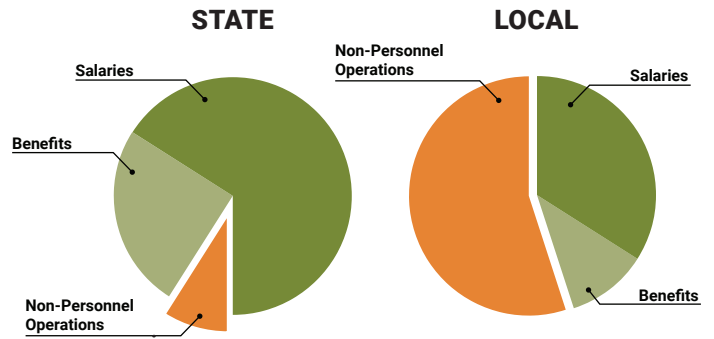
VALUE OF 1-MILL For Your School System



School System Spending

How did your school system spend state & local dollars?¹

	STATE SPENDING ^{2,3}	LOCAL SPENDING ²
Salaries	\$9,554,197	\$1,279,431
Benefits	\$3,653,635	\$395,579
Non-Personnel Operations	\$1,343,880	\$2,051,685
TOTAL	\$14,551,712	\$3,726,695



Only 9% of state funding is available for non-personnel expenditures⁴

¹ Revenues and expenditures may contain nominal variances due to rounding
² Does not include debt service or capital outlay
³ Includes 10-mill match
⁴ Such as utilities, operations & maintenance, etc.

Instructional Support



Educational Advancement & Technology Fund⁵

FY22	\$581,468
FY21	\$603,028
FY20	\$526,112

⁵ These one-time supplemental funds may be used for repairs and deferred maintenance, capital outlay, classroom instructional supplies, insurance for facilities, transportation, technology and school safety.

System Debt

TOTAL DEBT⁶	DEBT PER STUDENT
\$5,038,335	\$2,454

⁶ The debt totals in system audit reports may differ due to audit adjustments.



ALABAMA ASSOCIATION OF SCHOOL BOARDS

Sally Smith, J.D.
Executive Director

Tracey A. Meyer
Governmental Relations Coordinator

43 South Jackson Street
Montgomery, Alabama 36104

1-800-562-0601 | AlabamaSchoolBoards.org

@AlaSchoolBoards Facebook.com/AlabamaSchoolBoards