



CHICKASAW CITY

SCHOOL SYSTEM SNAPSHOT: 2023 EDITION*


P.O. Box 11493 | Chickasaw, AL 36611 | (251) 452-2256


Superintendent

David Wofford

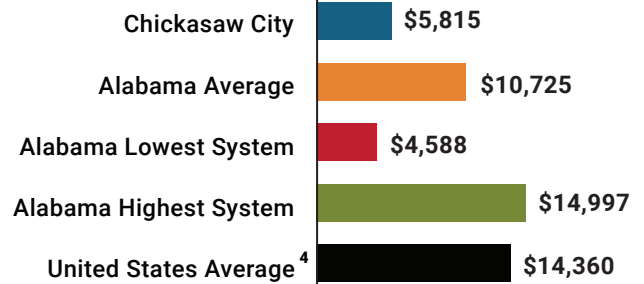
Board Members

Elizabeth Grizzle, Jenny Parker, Chris Hanson, Melissa Roby, James C. Trout






 **\$1,179,487**
Cost of One Month's
Operation/General Fund

 **2.58**
Number of Months
Reserve Balance

Total Per-Pupil Expenditures (PPE)

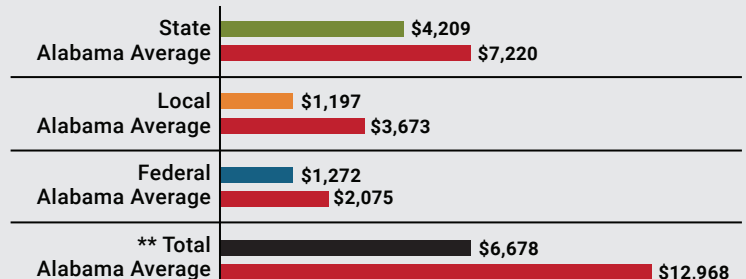


By the Numbers

	Schools¹	3
	Students/ADM²	2,691
	Free & Reduced Lunch	57%
	Community Eligibility Program	66%
	Number of Route Buses³	6
	Buses 10 yrs. old or less.....	100%
	Students Bused.....	450
	Full-Time Employees	152
	Teachers.....	74
	Principals/ Assistant Principals.....	5
	Counselors.....	4
	Librarians.....	2
	Other Certified Employees.....	4
	Support Personnel.....	63

Per-Pupil Revenue Sources

Chickasaw City Revenue Sources



**Total Revenue Among 138 School Systems



138
STATE
RANK

137
LOCAL
RANK

128
FEDERAL
RANK

OVERALL SYSTEM RANK 138

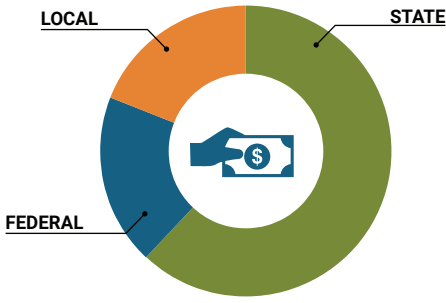
LEAs with a substantial increase in reported ADM may show lower rankings since additional revenues reflecting those increases in ADM are not received until the following fiscal year.

¹ Schools with enrollment, including Alternative and Career Technical Education
² Average Daily Membership (includes virtual students)
³ Data collected in 2021 and used for FY23 funding
⁴ 2021-2022 NEA Rankings of the States

* THIS REPORT INCLUDES FISCAL YEAR 2021 DATA

School System Revenue

How was your school system funded?¹



\$11,326,577	STATE	62%
\$3,423,290	FEDERAL	19%
\$3,412,742	LOCAL	19%
<u>\$450,840</u>	Local 10-Mill Match	
\$2,961,902	AVAILABLE LOCAL REVENUE	

VALUE OF 1-MILL For Your School System

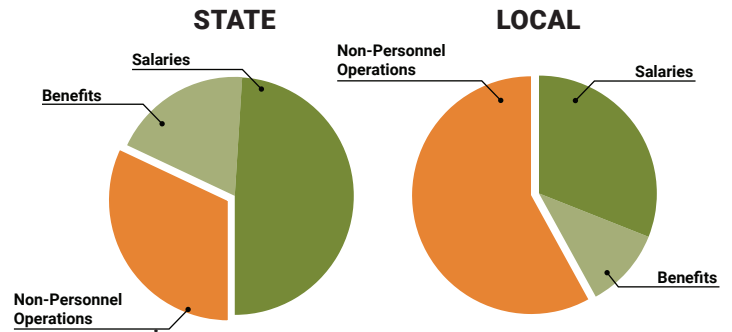


School System Spending

How did your school system spend state & local dollars?¹

	STATE SPENDING ^{2,3}	LOCAL SPENDING ²
Salaries	\$5,395,404	\$621,939
Benefits	\$2,156,279	\$221,572
Non-Personnel Operations	\$3,563,693	\$1,160,442
TOTAL	\$11,115,375	\$2,003,952

¹ Revenues and expenditures may contain nominal variances due to rounding
² Does not include debt service or capital outlay
³ Includes 10-mill match
⁴ Such as utilities, operations & maintenance, etc.

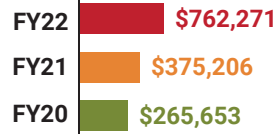


Only 32% of state funding is available for non-personnel expenditures⁴

Instructional Support



Educational Advancement & Technology Fund⁵



⁵ These one-time supplemental funds may be used for repairs and deferred maintenance, capital outlay, classroom instructional supplies, insurance for facilities, transportation, technology and school safety.

System Debt

TOTAL DEBT⁶	DEBT PER STUDENT
\$5,671,803	\$2,108

⁶ The debt totals in system audit reports may differ due to audit adjustments.



ALABAMA ASSOCIATION OF SCHOOL BOARDS

Sally Smith, J.D.
Executive Director

Tracey A. Meyer
Governmental Relations Coordinator

43 South Jackson Street
Montgomery, Alabama 36104

1-800-562-0601 | AlabamaSchoolBoards.org

@AlaSchoolBoards Facebook.com/AlabamaSchoolBoards