



BOAZ CITY

SCHOOL SYSTEM SNAPSHOT: 2023 EDITION*

126 Newt Parker Drive | Boaz, AL 35957 | (256) 593-8180

Superintendent

Dr. Todd Haynie

Board Members

Rhonda Smith, Jesse R. Morton, Chad W. Cofield, Allison Brewster, Sloan Limbaugh

\$1,898,677
Cost of One Month's
Operation/General Fund

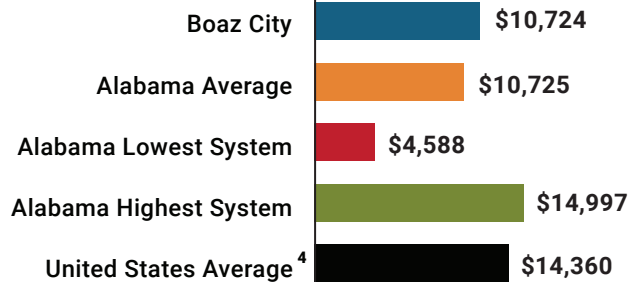
3.68
Number of Months
Reserve Balance

By the Numbers

	Schools ¹	5
	Students/ADM ²	2,337
	Free & Reduced Lunch	62%
	Community Eligibility Program	40%
	Number of Route Buses ³	21
	Buses 10 yrs. old or less.....	81%
	Students Bused.....	1,051
	Full-Time Employees	285
	Teachers.....	145
	Principals/ Assistant Principals.....	8
	Counselors.....	6
	Librarians.....	5
	Other Certified Employees.....	9
	Support Personnel.....	112

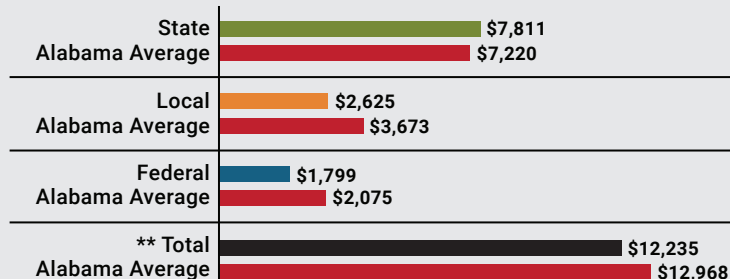
¹ Schools with enrollment, including Alternative and Career Technical Education
² Average Daily Membership (includes virtual students)
³ Data collected in 2021 and used for FY23 funding
⁴ 2021-2022 NEA Rankings of the States

Total Per-Pupil Expenditures (PPE)



Per-Pupil Revenue Sources

Boaz City Revenue Sources



**Total Revenue Among 138 School Systems



50
STATE
RANK

72
LOCAL
RANK

99
FEDERAL
RANK

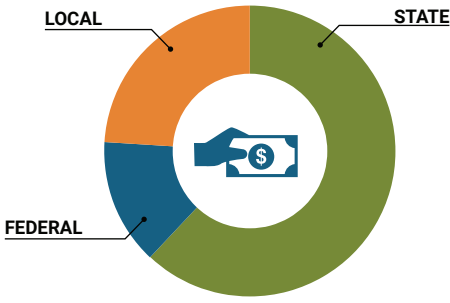
OVERALL SYSTEM RANK 103

LEAs with a substantial increase in reported ADM may show lower rankings since additional revenues reflecting those increases in ADM are not received until the following fiscal year.

* THIS REPORT INCLUDES FISCAL YEAR 2021 DATA

School System Revenue

How was your school system funded?¹



\$18,253,576	STATE	62%
\$4,204,489	FEDERAL	14%
\$7,177,741	LOCAL	24%
— \$1,067,560	Local 10-Mill Match	
\$6,110,181	AVAILABLE LOCAL REVENUE	

VALUE OF 1-MILL For Your School System

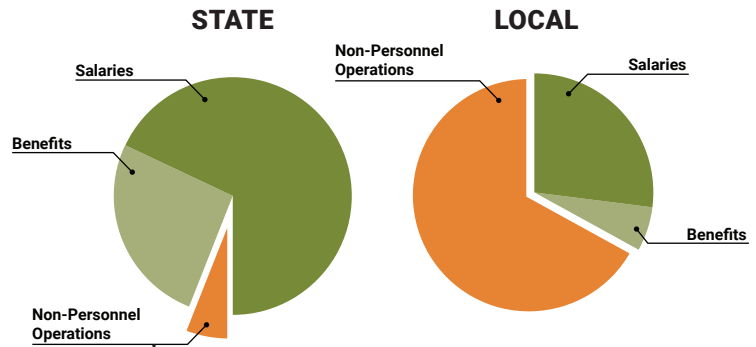
\$106,756

School System Spending

How did your school system spend state & local dollars?¹

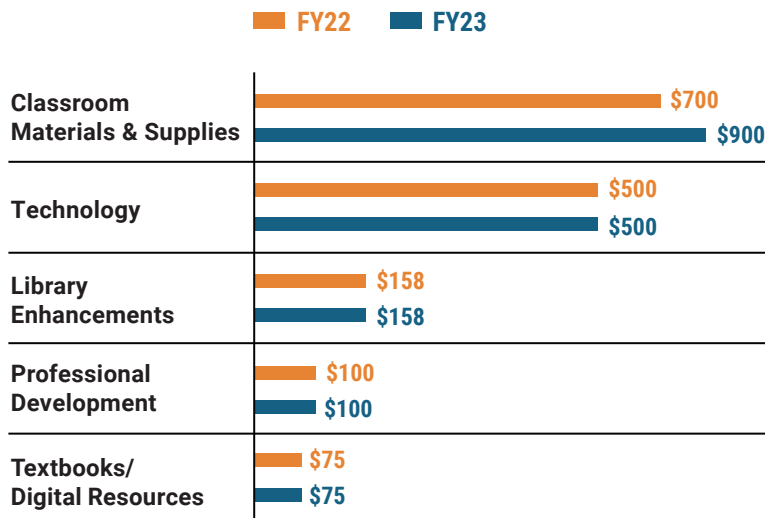
	STATE SPENDING ^{2,3}	LOCAL SPENDING ²
Salaries	\$11,392,751	\$1,267,941
Benefits	\$4,426,354	\$285,074
Non-Personnel Operations	\$902,926	\$3,111,923
TOTAL	\$16,722,031	\$4,664,938

¹ Revenues and expenditures may contain nominal variances due to rounding
² Does not include debt service or capital outlay
³ Includes 10-mill match
⁴ Such as utilities, operations & maintenance, etc.



Only 5% of state funding is available for non-personnel expenditures⁴

Instructional Support



Educational Advancement & Technology Fund⁵

FY22	\$662,048
FY21	\$657,638
FY20	\$562,489

⁵ These one-time supplemental funds may be used for repairs and deferred maintenance, capital outlay, classroom instructional supplies, insurance for facilities, transportation, technology and school safety.

System Debt

TOTAL DEBT⁶	DEBT PER STUDENT
\$16,568,056	\$7,089

⁶ The debt totals in system audit reports may differ due to audit adjustments.



ALABAMA ASSOCIATION OF SCHOOL BOARDS

Sally Smith, J.D.
Executive Director

Tracey A. Meyer
Governmental Relations Coordinator

43 South Jackson Street
Montgomery, Alabama 36104

1-800-562-0601 | AlabamaSchoolBoards.org

@AlaSchoolBoards Facebook.com/AlabamaSchoolBoards