



ALBERTVILLE CITY

SCHOOL SYSTEM SNAPSHOT: 2023 EDITION*

107 W. Main Street | Albertville, AL 35950 | (256) 891-1183

Superintendent

Dr. Boyd English

Board Members

Bobby Stewart, Sandra Elkins, John Gladden, Melissa McKee, Michael Price

\$3,615,179
Cost of One Month's
Operation/General Fund

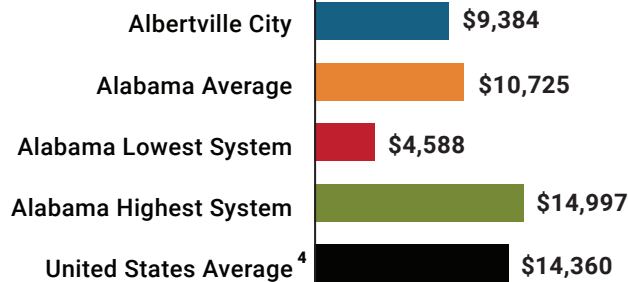
3.90
Number of Months
Reserve Balance

By the Numbers

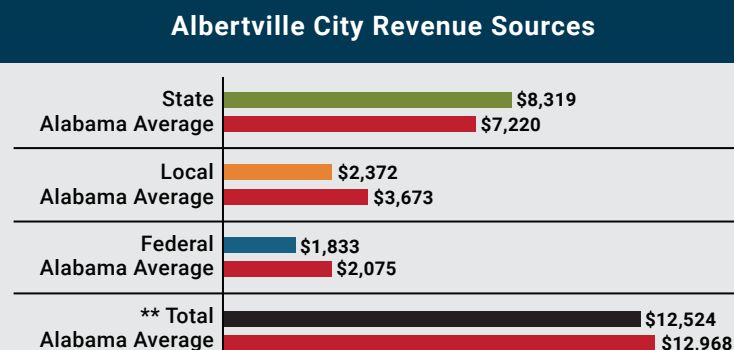
	Schools ¹	6
	Students/ADM ²	5,723
	Free & Reduced Lunch	37%
	Community Eligibility Program	40%
	Number of Route Buses ³	54
	Buses 10 yrs. old or less.....	61%
	Students Bused.....	2,904
	Full-Time Employees	588
	Teachers.....	335
	Principals/ Assistant Principals.....	15
	Counselors.....	14
	Librarians.....	6
	Other Certified Employees.....	16
	Support Personnel.....	202

¹ Schools with enrollment, including Alternative and Career Technical Education
² Average Daily Membership (includes virtual students)
³ Data collected in 2021 and used for FY23 funding
⁴ 2021-2022 NEA Rankings of the States

Total Per-Pupil Expenditures (PPE)



Per-Pupil Revenue Sources



**Total Revenue Among 138 School Systems



22
STATE
RANK

90
LOCAL
RANK

95
FEDERAL
RANK

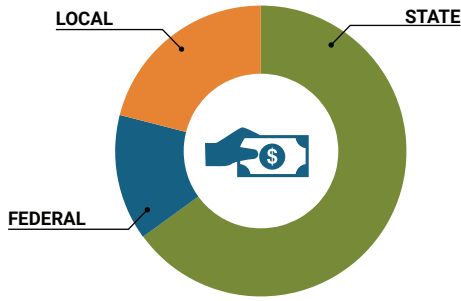
OVERALL SYSTEM RANK 88

LEAs with a substantial increase in reported ADM may show lower rankings since additional revenues reflecting those increases in ADM are not received until the following fiscal year.

* THIS REPORT INCLUDES FISCAL YEAR 2021 DATA

School System Revenue

How was your school system funded?¹



\$47,612,293	STATE	65%
\$10,487,687	FEDERAL	14%
\$15,667,667	LOCAL	21%
— \$2,509,760	Local 10-Mill Match	
\$13,157,907	AVAILABLE LOCAL REVENUE	

VALUE OF 1-MILL
For Your School System

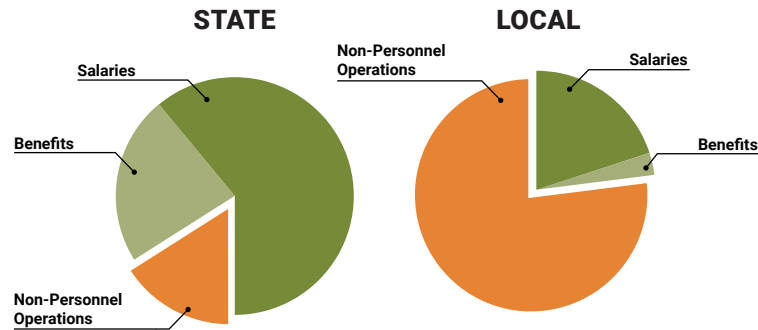
\$250,976

School System Spending

How did your school system spend state & local dollars?¹

	STATE SPENDING ^{2,3}	LOCAL SPENDING ²
Salaries	\$25,023,317	\$841,851
Benefits	\$9,674,268	\$122,057
Non-Personnel Operations	\$6,539,567	\$3,284,819
TOTAL	\$41,237,152	\$4,248,726

- ¹ Revenues and expenditures may contain nominal variances due to rounding
² Does not include debt service or capital outlay
³ Includes 10-mill match
⁴ Such as utilities, operations & maintenance, etc.



Only 16% of state funding is available for non-personnel expenditures⁴

Instructional Support



Educational Advancement & Technology Fund⁵

FY22	\$1,620,913
FY21	\$1,588,423
FY20	\$1,323,505

⁵ These one-time supplemental funds may be used for repairs and deferred maintenance, capital outlay, classroom instructional supplies, insurance for facilities, transportation, technology and school safety.

System Debt

TOTAL DEBT⁶	DEBT PER STUDENT
\$61,146,870	\$10,684

⁶ The debt totals in system audit reports may differ due to audit adjustments.



ALABAMA
ASSOCIATION OF
SCHOOL BOARDS

Sally Smith, J.D.
Executive Director

Tracey A. Meyer
Governmental Relations Coordinator

43 South Jackson Street
Montgomery, Alabama 36104

1-800-562-0601 | AlabamaSchoolBoards.org

@AlaSchoolBoards Facebook.com/AlabamaSchoolBoards