



ALABASTER CITY

SCHOOL SYSTEM SNAPSHOT: 2023 EDITION*

10111 Hwy 119 | Alabaster, AL 35007 | (205) 663-8420

Superintendent

Dr. Wayne Vickers






Board Members

Adam Moseley, Derek Henderson, Jamia Alexander-Williams, Misty C. Johnson, Dr. John Myrick

 **\$5,170,511**
Cost of One Month's
Operation/General Fund

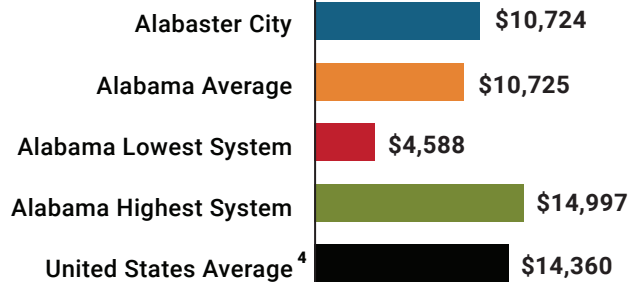
 **2.19**
Number of Months
Reserve Balance

By the Numbers

	Schools ¹	5
	Students/ADM ²	6,077
	Free & Reduced Lunch.....	30%
	Community Eligibility Program.....	17%
	Number of Route Buses ³	76
	Buses 10 yrs. old or less.....	100%
	Students Bused.....	3,168
	Full-Time Employees.....	760
	Teachers.....	389
	Principals/ Assistant Principals.....	18
	Counselors.....	14
	Librarians.....	6
	Other Certified Employees.....	15
	Support Personnel.....	318

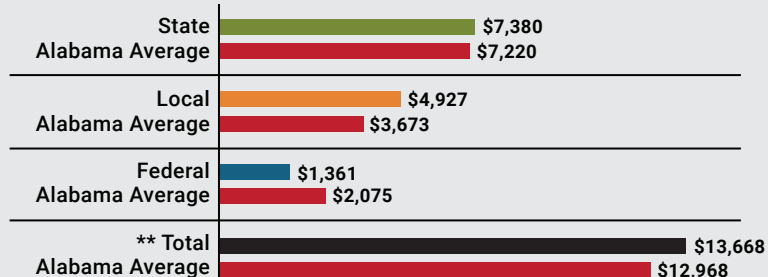
¹ Schools with enrollment, including Alternative and Career Technical Education
² Average Daily Membership (includes virtual students)
³ Data collected in 2021 and used for FY23 funding
⁴ 2021-2022 NEA Rankings of the States

Total Per-Pupil Expenditures (PPE)



Per-Pupil Revenue Sources

Alabaster City Revenue Sources



**Total Revenue Among 138 School Systems



84
STATE
RANK

20
LOCAL
RANK

124
FEDERAL
RANK

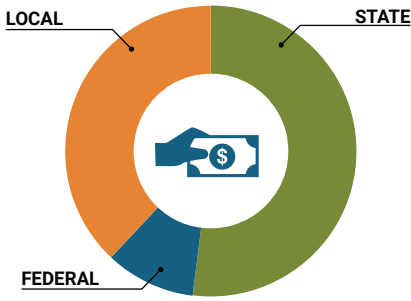
OVERALL SYSTEM RANK 40

LEAs with a substantial increase in reported ADM may show lower rankings since additional revenues reflecting those increases in ADM are not received until the following fiscal year.

* THIS REPORT INCLUDES FISCAL YEAR 2021 DATA

School System Revenue

How was your school system funded?¹



\$44,846,874	STATE	52%
\$8,269,939	FEDERAL	10%
\$33,019,372	LOCAL	38%
— \$3,949,400	Local 10-Mill Match	
\$29,069,972	AVAILABLE LOCAL REVENUE	

VALUE OF 1-MILL For Your School System

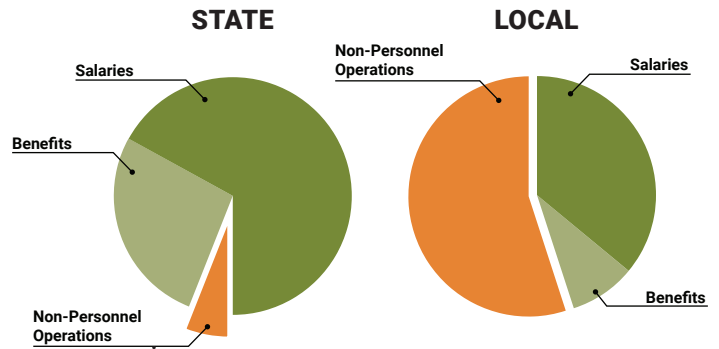
\$394,940

School System Spending

How did your school system spend state & local dollars?¹

	STATE SPENDING ^{2,3}	LOCAL SPENDING ²
Salaries	\$29,034,645	\$6,746,272
Benefits	\$11,473,725	\$1,608,939
Non-Personnel Operations	\$2,656,011	\$10,446,675
TOTAL	\$43,164,382	\$18,801,886

- ¹ Revenues and expenditures may contain nominal variances due to rounding
- ² Does not include debt service or capital outlay
- ³ Includes 10-mill match
- ⁴ Such as utilities, operations & maintenance, etc.



Only 6% of state funding is available for non-personnel expenditures⁴

Instructional Support



Educational Advancement & Technology Fund⁵



⁵ These one-time supplemental funds may be used for repairs and deferred maintenance, capital outlay, classroom instructional supplies, insurance for facilities, transportation, technology and school safety.

System Debt

TOTAL DEBT⁶	DEBT PER STUDENT
\$131,905,501	\$21,706

⁶ The debt totals in system audit reports may differ due to audit adjustments.



ALABAMA ASSOCIATION OF SCHOOL BOARDS

Sally Smith, J.D.
Executive Director

Tracey A. Meyer
Governmental Relations Coordinator

43 South Jackson Street
Montgomery, Alabama 36104

1-800-562-0601 | AlabamaSchoolBoards.org

@AlaSchoolBoards Facebook.com/AlabamaSchoolBoards