



ST. CLAIR COUNTY

SCHOOL SYSTEM SNAPSHOT: 2022 EDITION*


410 Roy Drive | Ashville, AL 35953 | (205) 594-7131

Superintendent

Mike Howard






Board Members

Dr. Mike Hobbs, Nickie Vanpelt, Bill Morris, Marie Manning, Allison Gray, Scott Suttle, Randy Thompson

 **\$6,131,921**
Cost of One Month's
Operation/General Fund

 **1.56**
Number of Months
Reserve Balance

By the Numbers

	Schools¹	19
	Students/ADM²	9,249
	Free & Reduced Lunch	42%
	Community Eligibility Program	30%
	Number of Route Buses³	103
	Buses 10 yrs. old or less.....	97%
	Students Bused.....	4,849
	Full-Time Employees	1,095
	Teachers.....	568
	Principals/ Assistant Principals.....	35
	Counselors.....	23
	Librarians.....	16
	Other Certified Employees.....	31
	Support Personnel.....	422

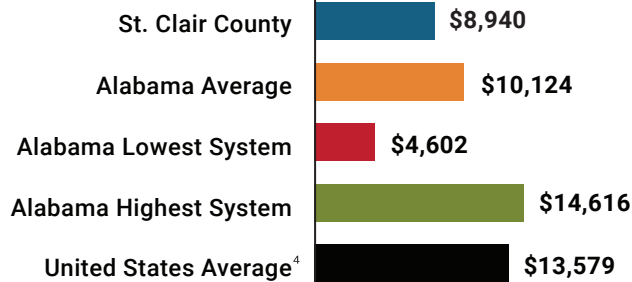
¹ Schools with enrollment, including Alternative and Career Technical Education

² Average Daily Membership (includes virtual students)

³ Data collected in FY20 and used for FY21 funding

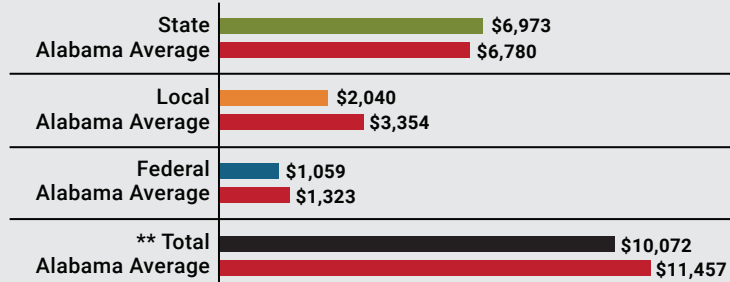
⁴ 2020-2021 NEA Rankings of the States

Total Per-Pupil Expenditures (PPE)



Per-Pupil Revenue Sources

St. Clair County Revenue Sources



85
STATE
RANK

104
LOCAL
RANK

104
FEDERAL
RANK

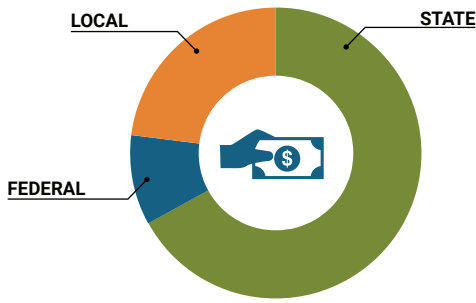
OVERALL SYSTEM RANK 128

** Total Revenue Among 138 School Systems

* THIS REPORT INCLUDES FISCAL YEAR 2020 DATA

School System Revenue

How was your school system funded?¹



\$64,496,633	STATE	67%
\$9,793,771	FEDERAL	10%
\$22,594,246	LOCAL	23%
— \$5,733,160	Local 10-Mill Match	
\$16,861,086	AVAILABLE LOCAL REVENUE	

VALUE OF 1-MILL
For Your School System

\$573,316

School System Spending

How did your school system spend state & local dollars?¹

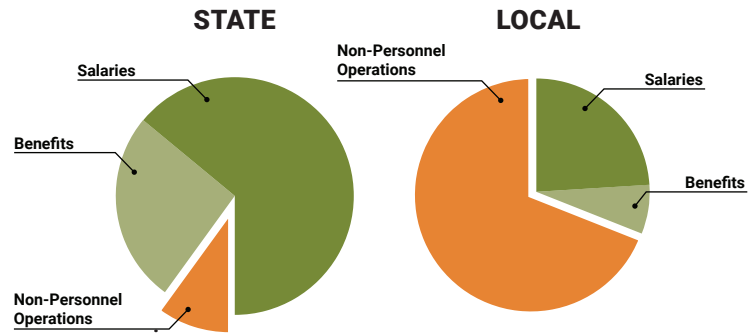
	STATE SPENDING ^{2,3}	LOCAL SPENDING ²
Salaries	\$41,654,253	\$2,611,844
Benefits	\$16,505,549	\$761,325
Non-Personnel Operations	\$6,466,642	\$7,674,450
TOTAL	\$64,626,444	\$11,047,619

¹ Revenues and expenditures may contain nominal variances due to rounding

² Does not include debt service or capital outlay

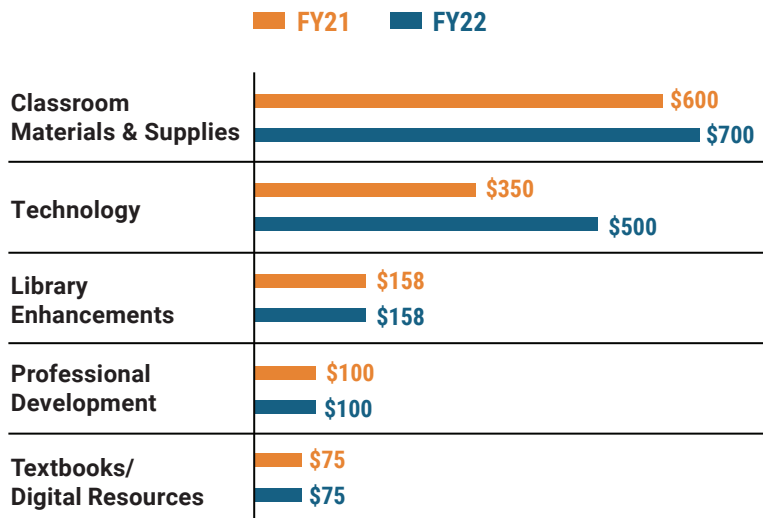
³ Includes 10-mill match

⁴ Such as utilities, operations & maintenance, etc.



Only 10% of state funding is available for non-personnel expenditures⁴

Instructional Support



Educational Advancement & Technology Fund⁵



⁵ These one-time supplemental funds may be used for repairs and deferred maintenance, classroom instructional supplies, insurance for facilities, transportation, technology and school safety measures.

System Debt

TOTAL DEBT⁶	DEBT PER STUDENT
\$41,616,887	\$4,500

⁶ The debt totals in system audit reports may differ due to audit adjustments.



ALABAMA
ASSOCIATION OF
SCHOOL BOARDS

Sally Smith, J.D.
Executive Director

Tracey A. Meyer
Governmental Relations Coordinator

43 South Jackson Street
Montgomery, Alabama 36104

1-800-562-0601 | AlabamaSchoolBoards.org

@AlaSchoolBoards Facebook.com/AlabamaSchoolBoards