



WALKER COUNTY

SCHOOL SYSTEM SNAPSHOT: 2021 EDITION*

P.O. Box 311 | Jasper, AL 35502 | (205) 387-0555

Superintendent

Dr. Dennis Ray Willingham (Interim)

Board Members

Bradley Ingle, Dr. Vonda Beaty, Todd Vick, Lee Ann Headrick, Trent Kennedy



\$5,620,011

Cost of One Month's
Operation/General Fund



1.38

Number of Months
Reserve Balance

By the Numbers



Schools¹ 17



Students/ADM² 7,160



Free & Reduced Lunch 60%
Community Eligibility Program 44%



Number of Route Buses³ 95
Buses 10 yrs. old or less **63%**
Students Bused **4,074**



Full-Time Employees 1,012
Teachers **489**
Principals/
Assistant Principals **35**
Counselors **19**
Librarians **15**
Other Certified Employees **16**
Support Personnel **438**

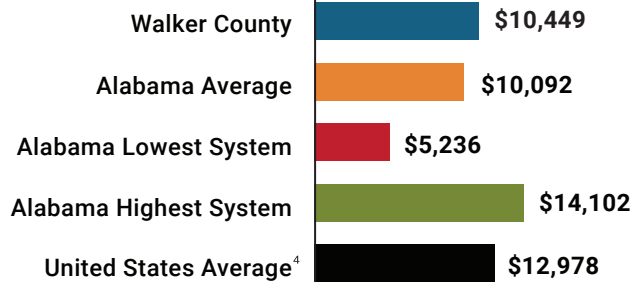
¹ Schools with enrollment, including Alternative and Career Technical Education

² Average Daily Membership

³ Data collected in FY19 and used for FY21 funding

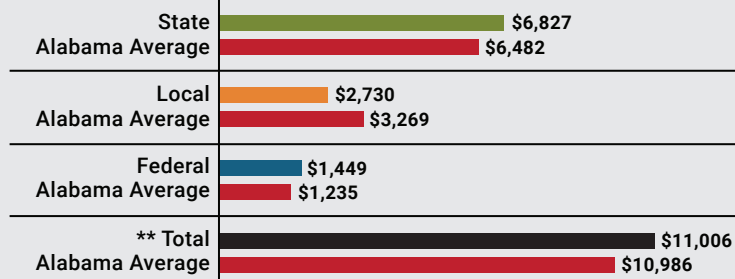
⁴ 2019-2020 NEA Rankings of the States

Total Per-Pupil Expenditures (PPE)



Per-Pupil Revenue Sources

Walker County Revenue Sources



72
STATE
RANK

56
LOCAL
RANK

53
FEDERAL
RANK

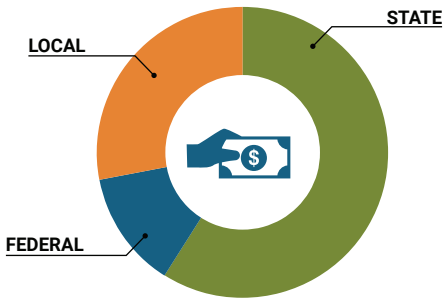
OVERALL SYSTEM RANK 60

** Total Revenue Among 137 School Systems

* THIS REPORT INCLUDES FISCAL YEAR 2019 DATA

School System Revenue

How was your school system funded?¹



\$48,880,017	STATE	59%
\$10,374,094	FEDERAL	13%
\$23,387,696	LOCAL	28%
— \$5,006,520	Local 10-Mill Match	
\$18,381,176	AVAILABLE LOCAL REVENUE	

VALUE OF 1-MILL
For Your School System

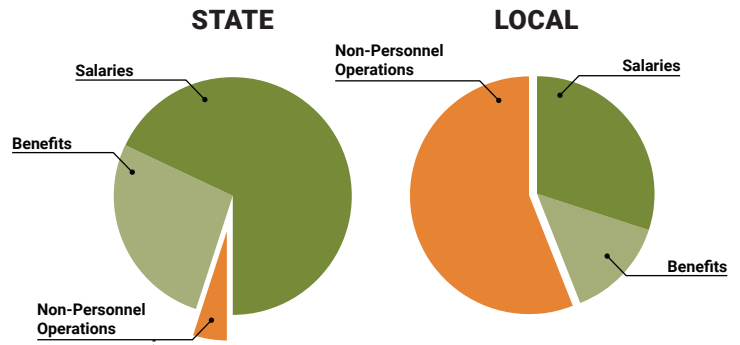
\$500,652

School System Spending

How did your school system spend state & local dollars?¹

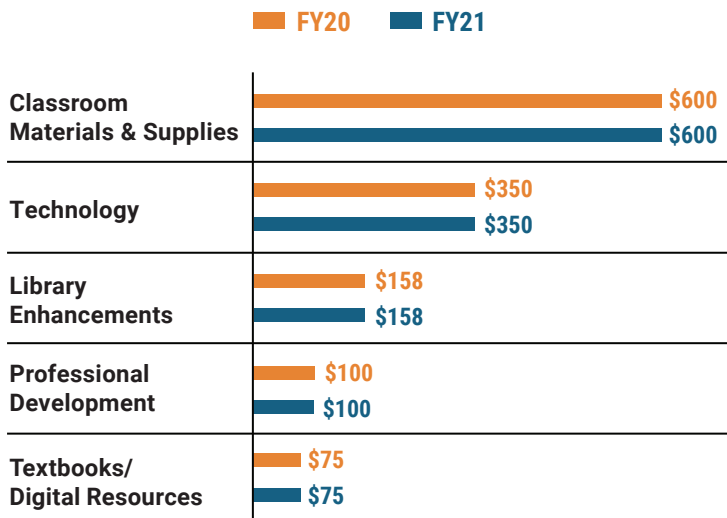
	STATE SPENDING ^{2,3}	LOCAL SPENDING ²
Salaries	\$34,245,489	\$4,774,632
Benefits	\$13,650,853	\$2,172,836
Non-Personnel Operations	\$2,415,229	\$9,083,679
TOTAL	\$50,311,572	\$16,031,147

¹ Revenues and expenditures may contain nominal variances
² Does not include debt service or capital outlay
³ Includes 10-mill match
⁴ Such as utilities, operations & maintenance, etc.

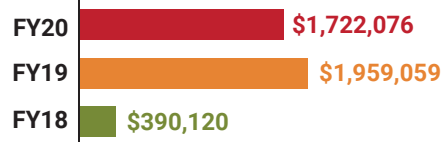


Only 5% of state funding is available for non-personnel expenditures⁴

Instructional Support



Educational Advancement & Technology Fund⁵



⁵ These one-time supplemental funds may be used for repairs and deferred maintenance, classroom instructional supplies, insurance for facilities, transportation, technology and school safety measures.

System Debt

TOTAL DEBT⁶	DEBT PER STUDENT
\$34,308,140	\$4,792

⁶ The debt totals in system audit reports may differ due to audit adjustments.