



# CULLMAN COUNTY

## SCHOOL SYSTEM SNAPSHOT: 2021 EDITION\*


402 Arnold Street N.E. | Cullman, AL 35055 | (256) 734-2933

**Superintendent**

Dr. Shane Barnette






**Board Members**

Shane Rusk, Kerry Neighbors, Wayne Myrex, Heath Allbright, Michael E. Graves, Gene Sullins, Kenny Brockman

 **\$7,420,743**  
Cost of One Month's  
Operation/General Fund

 **1.23**  
Number of Months  
Reserve Balance

### By the Numbers

	<b>Schools<sup>1</sup></b> .....	<b>26</b>
	<b>Students/ADM<sup>2</sup></b> .....	<b>9,355</b>
	<b>Free &amp; Reduced Lunch</b> .....	<b>56%</b>
	<b>Community Eligibility Program</b> .....	<b>33%</b>
	<b>Number of Route Buses<sup>3</sup></b> .....	<b>110</b>
	Buses 10 yrs. old or less.....	<b>100%</b>
	Students Bused.....	<b>5,498</b>
	<b>Full-Time Employees</b> .....	<b>1,194</b>
	Teachers.....	<b>628</b>
	Principals/ Assistant Principals.....	<b>39</b>
	Counselors.....	<b>21</b>
	Librarians.....	<b>24</b>
	Other Certified Employees.....	<b>28</b>
	Support Personnel.....	<b>454</b>

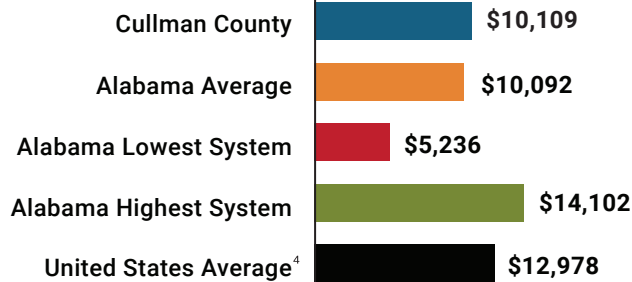
<sup>1</sup> Schools with enrollment, including Alternative and Career Technical Education

<sup>2</sup> Average Daily Membership

<sup>3</sup> Data collected in FY19 and used for FY21 funding

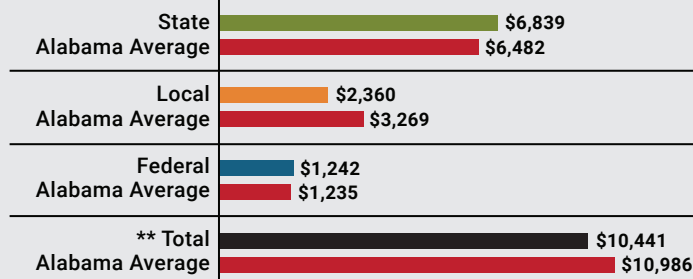
<sup>4</sup> 2019-2020 NEA Rankings of the States

### Total Per-Pupil Expenditures (PPE)



### Per-Pupil Revenue Sources

#### Cullman County Revenue Sources



**69**

STATE  
RANK

**77**

LOCAL  
RANK

**76**

FEDERAL  
RANK

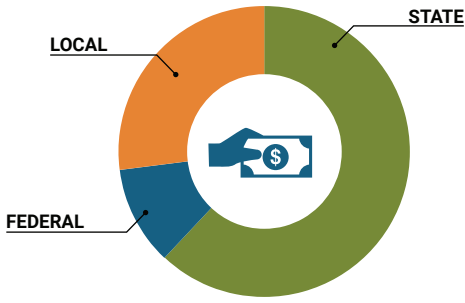
## OVERALL SYSTEM RANK 93

\*\* Total Revenue Among 137 School Systems

\* THIS REPORT INCLUDES FISCAL YEAR 2019 DATA

# School System Revenue

## How was your school system funded?<sup>1</sup>



\$63,979,190	STATE	62%
\$11,617,595	FEDERAL	11%
\$28,113,934	LOCAL	27%
— \$6,290,620	Local 10-Mill Match	
<b>\$21,823,314</b>	<b>AVAILABLE LOCAL REVENUE</b>	

### VALUE OF 1-MILL For Your School System

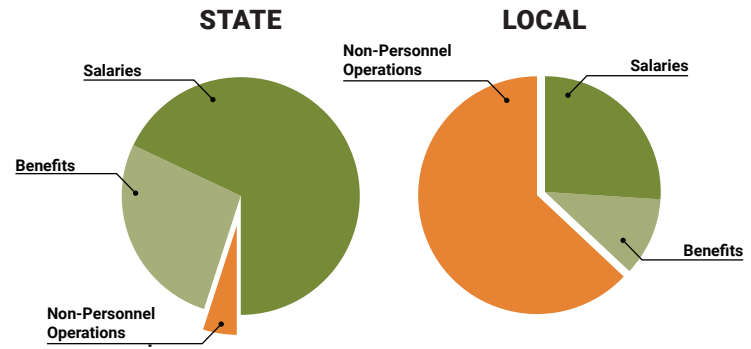


# School System Spending

## How did your school system spend state & local dollars?<sup>1</sup>

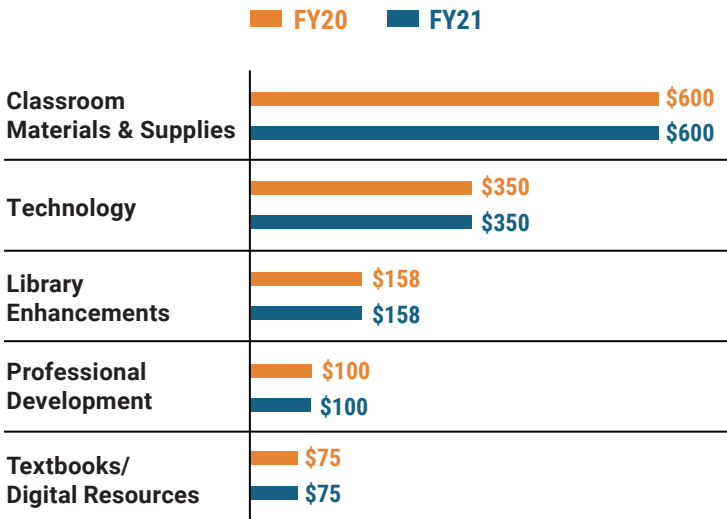
	STATE SPENDING <sup>2,3</sup>	LOCAL SPENDING <sup>2</sup>
Salaries	\$44,169,426	\$5,096,466
Benefits	\$17,203,109	\$2,119,079
Non-Personnel Operations	\$3,517,364	\$12,042,167
<b>TOTAL</b>	<b>\$64,889,899</b>	<b>\$19,257,712</b>

<sup>1</sup> Revenues and expenditures may contain nominal variances  
<sup>2</sup> Does not include debt service or capital outlay  
<sup>3</sup> Includes 10-mill match  
<sup>4</sup> Such as utilities, operations & maintenance, etc.

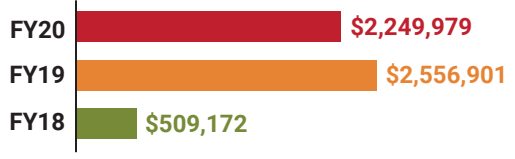


**Only 5% of state funding is available for non-personnel expenditures<sup>4</sup>**

# Instructional Support



# Educational Advancement & Technology Fund<sup>5</sup>



<sup>5</sup> These one-time supplemental funds may be used for repairs and deferred maintenance, classroom instructional supplies, insurance for facilities, transportation, technology and school safety measures.

# System Debt

<b>TOTAL DEBT<sup>6</sup></b>	<b>DEBT PER STUDENT</b>
<b>\$24,075,427</b>	<b>\$2,574</b>

<sup>6</sup> The debt totals in system audit reports may differ due to audit adjustments.



**Sally Smith, J.D.**  
Executive Director

**Lissa Tucker, J.D.**  
Director of Government Relations

43 South Jackson Street  
Montgomery, Alabama 36104

1-800-562-0601 | [AlabamaSchoolBoards.org](http://AlabamaSchoolBoards.org)

@AlaSchoolBoards | [Facebook.com/AlabamaSchoolBoards](https://www.facebook.com/AlabamaSchoolBoards)