



CRENSHAW COUNTY

SCHOOL SYSTEM SNAPSHOT: 2021 EDITION*

183 Votec Drive | Luverne, AL 36049 | (334) 335-6519


Superintendent

Dodd Hawthorne

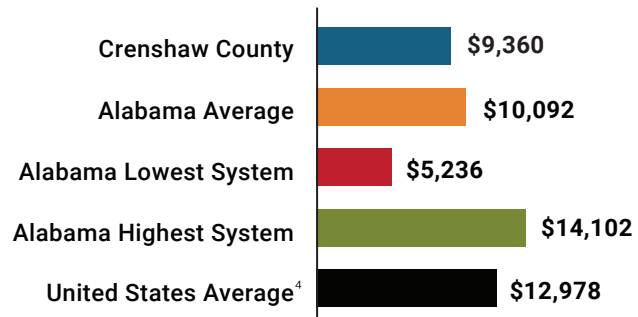
Board Members

Dr. Charles Tompkins, Sheri B. Claybrook, Steven L. Jackson, Steve Hermeling, Annie Y. Zeigler






 **\$1,467,372**
Cost of One Month's
Operation/General Fund

 **1.73**
Number of Months
Reserve Balance

Total Per-Pupil Expenditures (PPE)

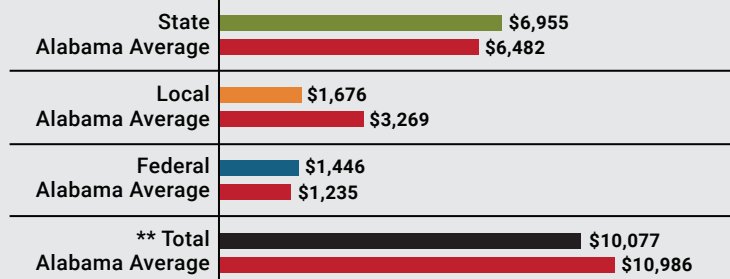


By the Numbers

	Schools¹	4
	Students/ADM²	2,176
	Free & Reduced Lunch	42%
	Community Eligibility Program	49%
	Number of Route Buses³	27
	Buses 10 yrs. old or less.....	74%
	Students Bused.....	973
	Full-Time Employees	275
	Teachers.....	145
	Principals/ Assistant Principals.....	8
	Counselors.....	6
	Librarians.....	3
	Other Certified Employees.....	7
	Support Personnel.....	106

Per-Pupil Revenue Sources

Crenshaw County Revenue Sources



54
STATE
RANK

121
LOCAL
RANK

56
FEDERAL
RANK

OVERALL SYSTEM RANK 110

** Total Revenue Among 137 School Systems

¹ Schools with enrollment, including Alternative and Career Technical Education

² Average Daily Membership

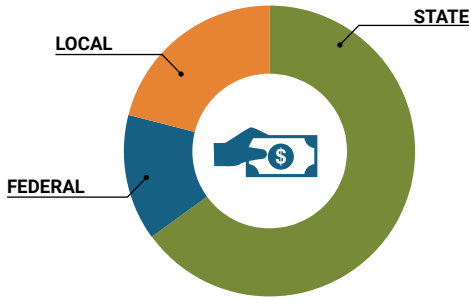
³ Data collected in FY19 and used for FY21 funding

⁴ 2019-2020 NEA Rankings of the States

* THIS REPORT INCLUDES FISCAL YEAR 2019 DATA

School System Revenue

How was your school system funded?¹



\$15,134,710	STATE	66%
\$3,147,253	FEDERAL	14%
\$4,796,102	LOCAL	21%
— \$1,446,230	Local 10-Mill Match	
\$3,349,872	AVAILABLE LOCAL REVENUE	

VALUE OF 1-MILL
For Your School System

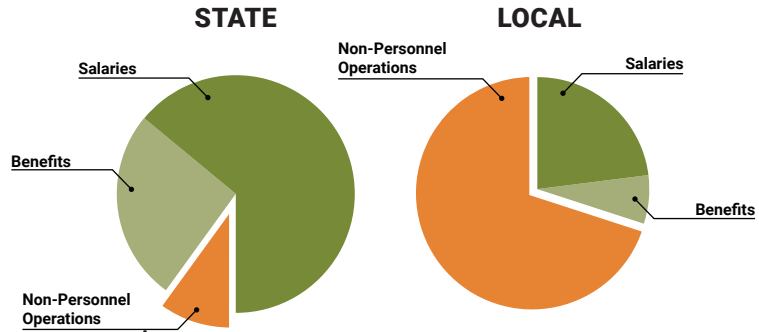
\$144,623

School System Spending

How did your school system spend state & local dollars?¹

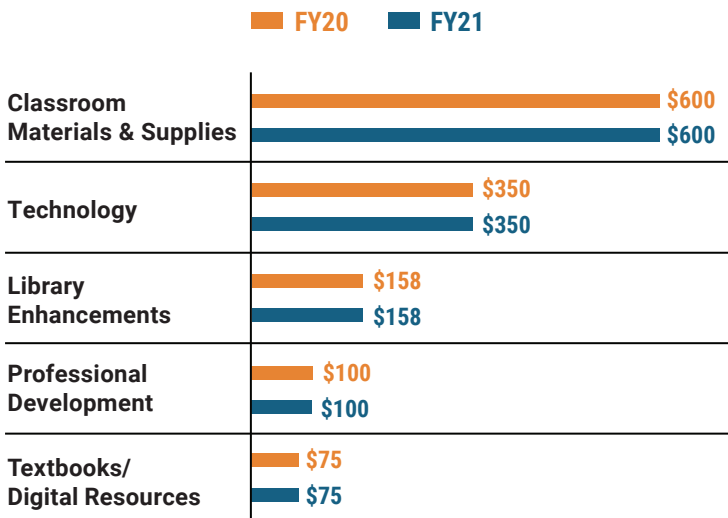
	STATE SPENDING ^{2,3}	LOCAL SPENDING ²
Salaries	\$9,673,738	\$726,645
Benefits	\$3,954,760	\$211,898
Non-Personnel Operations	\$1,500,410	\$2,175,980
TOTAL	\$15,128,909	\$3,114,523

¹ Revenues and expenditures may contain nominal variances
² Does not include debt service or capital outlay
³ Includes 10-mill match
⁴ Such as utilities, operations & maintenance, etc.



Only 10% of state funding is available for non-personnel expenditures⁴

Instructional Support



Educational Advancement & Technology Fund⁵

FY20	\$523,370
FY19	\$590,033
FY18	\$117,497

⁵ These one-time supplemental funds may be used for repairs and deferred maintenance, classroom instructional supplies, insurance for facilities, transportation, technology and school safety measures.

System Debt

TOTAL DEBT⁶	DEBT PER STUDENT
\$7,786,779	\$3,578

⁶ The debt totals in system audit reports may differ due to audit adjustments.



Sally Smith, J.D.
Executive Director

Lissa Tucker, J.D.
Director of Government Relations

43 South Jackson Street
Montgomery, Alabama 36104

1-800-562-0601 | AlabamaSchoolBoards.org

@AlaSchoolBoards Facebook.com/AlabamaSchoolBoards