



CHILTON COUNTY

SCHOOL SYSTEM SNAPSHOT: 2021 EDITION*


1705 Lay Dam Road | Clanton, AL 35045 | (205) 280-3000

Superintendent

Jason Griffin






Board Members

Angela M. Sanderson, Jacquelin Sullivan, Christopher W. Smith, Brad Carter, Lori Patterson, Pam Price, Keith Moore

 **\$5,652,444**
Cost of One Month's
Operation/General Fund

 **1.52**
Number of Months
Reserve Balance

By the Numbers

	Schools¹	13
	Students/ADM²	7,585
	Free & Reduced Lunch	63%
	Community Eligibility Program	39%
	Number of Route Buses³	92
	Buses 10 yrs. old or less.....	96%
	Students Bused.....	3,975
	Full-Time Employees	905
	Teachers.....	478
	Principals/ Assistant Principals.....	28
	Counselors.....	18
	Librarians.....	12
	Other Certified Employees.....	10
	Support Personnel.....	359

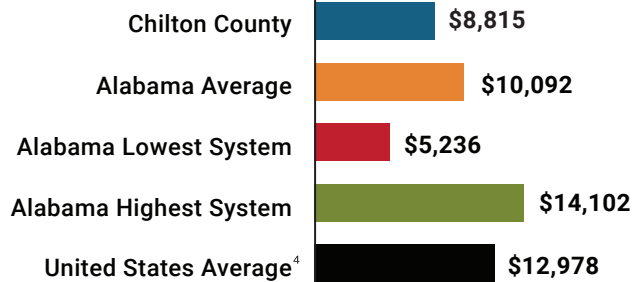
¹ Schools with enrollment, including Alternative and Career Technical Education

² Average Daily Membership

³ Data collected in FY19 and used for FY21 funding

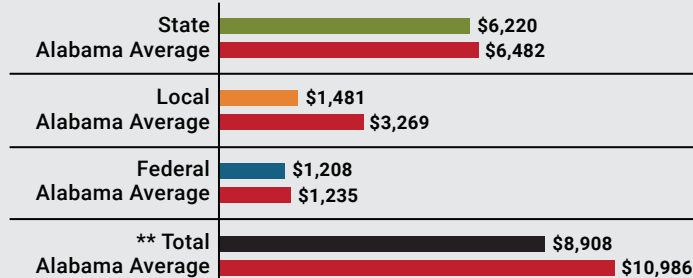
⁴ 2019-2020 NEA Rankings of the States

Total Per-Pupil Expenditures (PPE)



Per-Pupil Revenue Sources

Chilton County Revenue Sources



119
STATE
RANK

129
LOCAL
RANK

80
FEDERAL
RANK

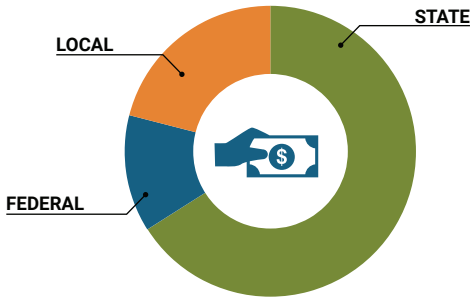
OVERALL SYSTEM RANK 135

** Total Revenue Among 137 School Systems

* THIS REPORT INCLUDES FISCAL YEAR 2019 DATA

School System Revenue

How was your school system funded?¹



\$47,181,366	STATE	66%
\$9,160,912	FEDERAL	13%
\$14,986,261	LOCAL	21%
— \$5,461,800	Local 10-Mill Match	
\$9,524,461	AVAILABLE LOCAL REVENUE	

VALUE OF 1-MILL
For Your School System

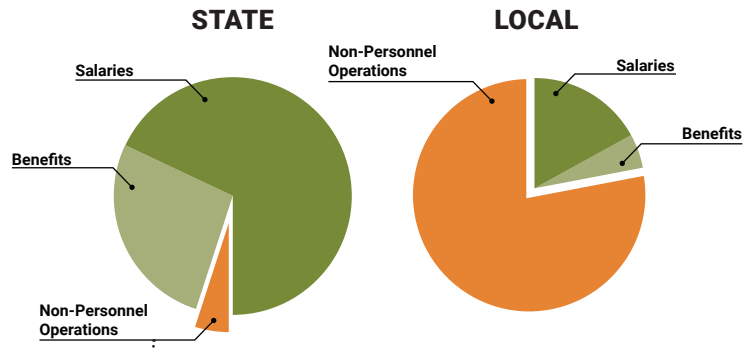
\$546,180

School System Spending

How did your school system spend state & local dollars?¹

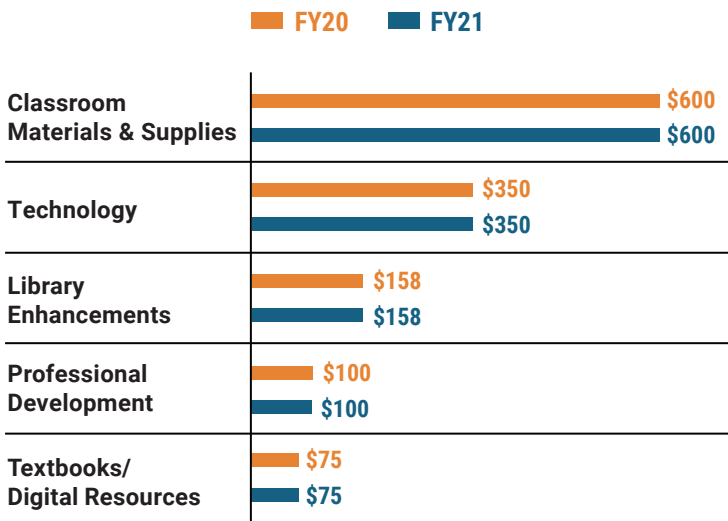
	STATE SPENDING ^{2,3}	LOCAL SPENDING ²
Salaries	\$32,184,619	\$1,769,516
Benefits	\$13,020,738	\$570,504
Non-Personnel Operations	\$2,470,914	\$8,494,597
TOTAL	\$47,676,271	\$10,834,617

¹ Revenues and expenditures may contain nominal variances
² Does not include debt service or capital outlay
³ Includes 10-mill match
⁴ Such as utilities, operations & maintenance, etc.

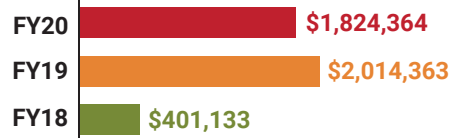


Only 5% of state funding is available for non-personnel expenditures⁴

Instructional Support



Educational Advancement & Technology Fund⁵



⁵ These one-time supplemental funds may be used for repairs and deferred maintenance, classroom instructional supplies, insurance for facilities, transportation, technology and school safety measures.

System Debt

TOTAL DEBT⁶	DEBT PER STUDENT
\$10,705,254	\$1,411

⁶ The debt totals in system audit reports may differ due to audit adjustments.