



# CHEROKEE COUNTY

## SCHOOL SYSTEM SNAPSHOT: 2021 EDITION\*

130 E. Main Street | Centre, AL 35960 | (256) 927-3300


Superintendent

Mike Welsh






Board Members

Lisa S. McKissick, Kathy Mobbs, Lisa J. Chandler, Timothy C. Colbert, Randall Davis

 **\$3,106,564**  
Cost of One Month's  
Operation/General Fund

 **3.48**  
Number of Months  
Reserve Balance

### By the Numbers

	Schools <sup>1</sup> .....	7
	Students/ADM <sup>2</sup> .....	3,818
	Free & Reduced Lunch.....	64%
	Community Eligibility Program.....	41%
	Number of Route Buses <sup>3</sup> .....	55
	Buses 10 yrs. old or less.....	89%
	Students Bused.....	2,594
	Full-Time Employees.....	515
	Teachers.....	258
	Principals/ Assistant Principals.....	16
	Counselors.....	11
	Librarians.....	7
	Other Certified Employees.....	13
	Support Personnel.....	210

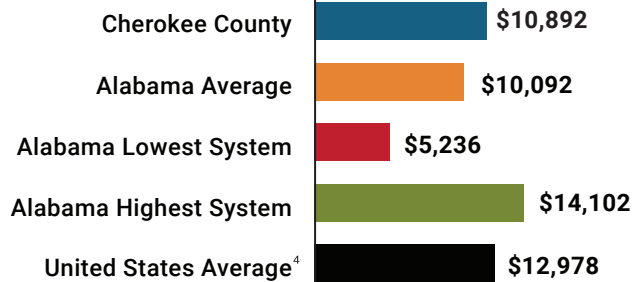
<sup>1</sup> Schools with enrollment, including Alternative and Career Technical Education

<sup>2</sup> Average Daily Membership

<sup>3</sup> Data collected in FY19 and used for FY21 funding

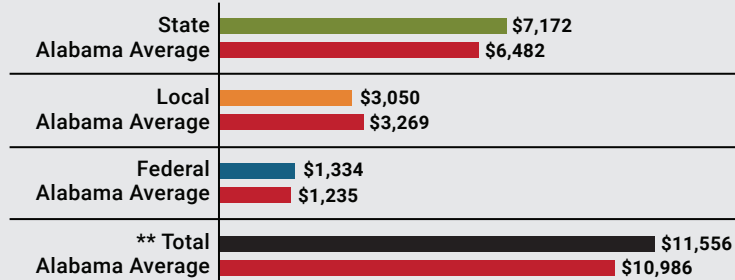
<sup>4</sup> 2019-2020 NEA Rankings of the States

### Total Per-Pupil Expenditures (PPE)



### Per-Pupil Revenue Sources

#### Cherokee County Revenue Sources



**39**  
STATE  
RANK

**45**  
LOCAL  
RANK

**60**  
FEDERAL  
RANK

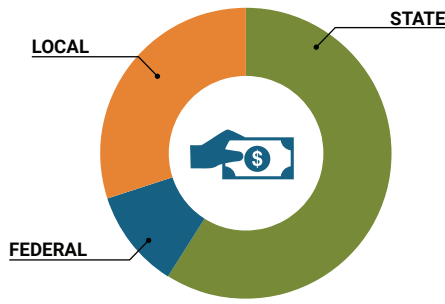
## OVERALL SYSTEM RANK 41

\*\* Total Revenue Among 137 School Systems

\* THIS REPORT INCLUDES FISCAL YEAR 2019 DATA

# School System Revenue

## How was your school system funded?<sup>1</sup>



\$27,383,328	STATE	59%
\$5,092,312	FEDERAL	11%
\$13,923,653	LOCAL	30%
— \$2,662,640	Local 10-Mill Match	
<b>\$11,261,013</b>	<b>AVAILABLE LOCAL REVENUE</b>	

**VALUE OF 1-MILL For Your School System**

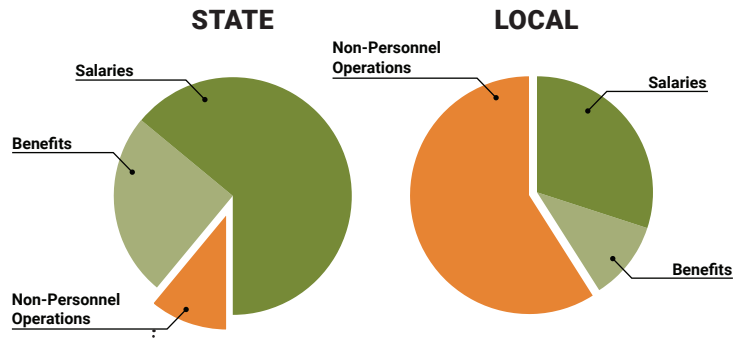
### \$266,264

# School System Spending

## How did your school system spend state & local dollars?<sup>1</sup>

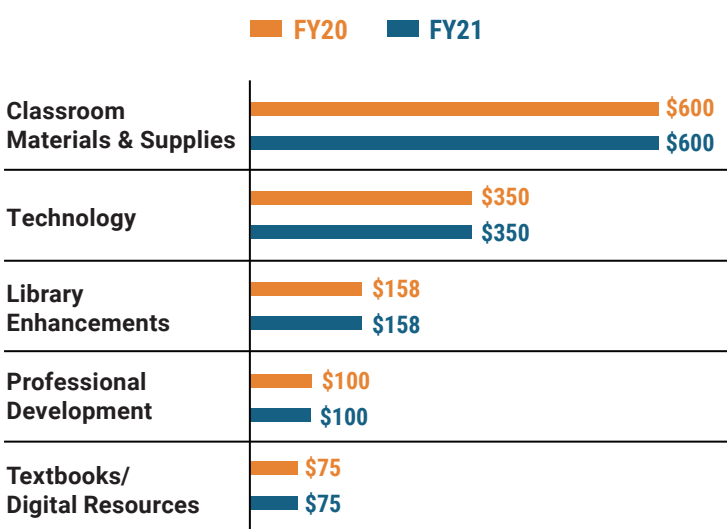
	STATE SPENDING <sup>2,3</sup>	LOCAL SPENDING <sup>2</sup>
Salaries	\$17,569,084	\$2,837,126
Benefits	\$7,014,241	\$985,229
Non-Personnel Operations	\$3,013,234	\$5,521,527
<b>TOTAL</b>	<b>\$27,596,559</b>	<b>\$9,343,882</b>

<sup>1</sup> Revenues and expenditures may contain nominal variances  
<sup>2</sup> Does not include debt service or capital outlay  
<sup>3</sup> Includes 10-mill match  
<sup>4</sup> Such as utilities, operations & maintenance, etc.

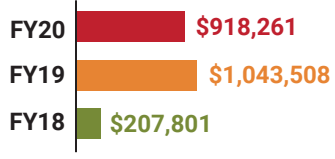


**Only 11% of state funding is available for non-personnel expenditures<sup>4</sup>**

# Instructional Support



# Educational Advancement & Technology Fund<sup>5</sup>



<sup>5</sup> These one-time supplemental funds may be used for repairs and deferred maintenance, classroom instructional supplies, insurance for facilities, transportation, technology and school safety measures.

# System Debt

<b>TOTAL DEBT<sup>6</sup></b>	<b>DEBT PER STUDENT</b>
<b>\$34,596,096</b>	<b>\$9,061</b>

<sup>6</sup> The debt totals in system audit reports may differ due to audit adjustments.