



WINFIELD CITY

SCHOOL SYSTEM SNAPSHOT: 2021 EDITION*


P.O. Box 70 | Winfield, AL 35594 | (205) 487-4255


Superintendent

Chris Cook






Board Members

Chris Carothers, Dana Peoples, James A. Garner, Tommy Bowen, Dr. Chad May

 **\$896,871**
Cost of One Month's
Operation/General Fund

 **5.44**
Number of Months
Reserve Balance

By the Numbers

| | | |
|--|--|--------------|
|  | Schools¹ | 3 |
|  | Students/ADM² | 1,258 |
|  | Free & Reduced Lunch | 46% |
| | Community Eligibility Program | 32% |
|  | Number of Route Buses³ | 9 |
| | Buses 10 yrs. old or less..... | 78% |
| | Students Bused..... | 449 |
|  | Full-Time Employees | 153 |
| | Teachers..... | 85 |
| | Principals/ Assistant Principals..... | 3 |
| | Counselors..... | 3 |
| | Librarians..... | 3 |
| | Other Certified Employees..... | 2 |
| | Support Personnel..... | 57 |

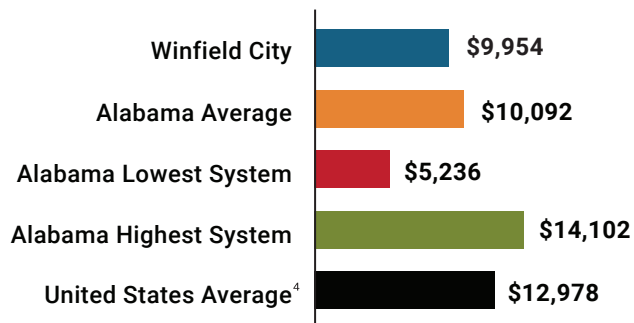
¹ Schools with enrollment, including Alternative and Career Technical Education

² Average Daily Membership

³ Data collected in FY19 and used for FY21 funding

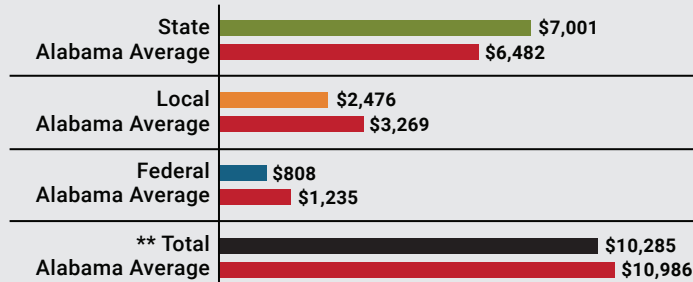
⁴ 2019-2020 NEA Rankings of the States

Total Per-Pupil Expenditures (PPE)



Per-Pupil Revenue Sources

Winfield City Revenue Sources



51
STATE
RANK

71
LOCAL
RANK

119
FEDERAL
RANK

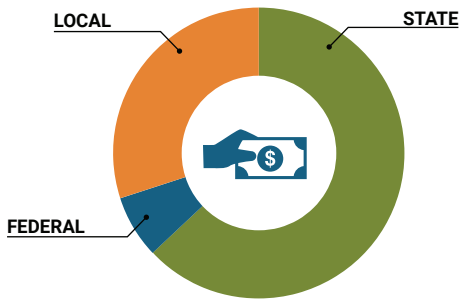
OVERALL SYSTEM RANK 100

** Total Revenue Among 137 School Systems

* THIS REPORT INCLUDES FISCAL YEAR 2019 DATA

School System Revenue

How was your school system funded?¹



| | | |
|--------------------|--------------------------------|-----|
| \$8,808,847 | STATE | 63% |
| \$1,016,322 | FEDERAL | 7% |
| \$4,150,030 | LOCAL | 30% |
| \$402,430 | Local 10-Mill Match | |
| \$3,747,600 | AVAILABLE LOCAL REVENUE | |

VALUE OF 1-MILL For Your School System

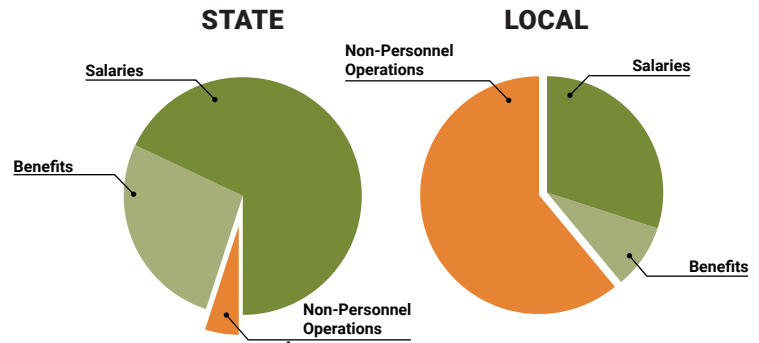
\$40,243

School System Spending

How did your school system spend state & local dollars?¹

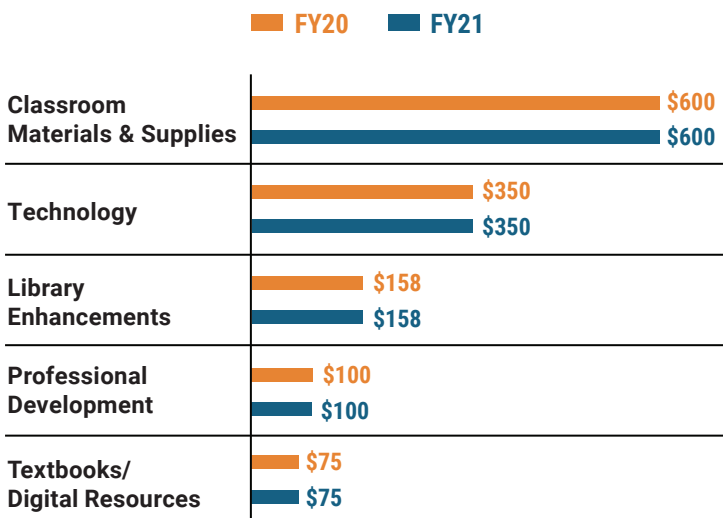
| | STATE SPENDING ^{2,3} | LOCAL SPENDING ² |
|--------------------------|-------------------------------|-----------------------------|
| Salaries | \$5,615,068 | \$984,813 |
| Benefits | \$2,245,810 | \$279,140 |
| Non-Personnel Operations | \$504,860 | \$2,002,853 |
| TOTAL | \$8,365,738 | \$3,266,806 |

- ¹ Revenues and expenditures may contain nominal variances
- ² Does not include debt service or capital outlay
- ³ Includes 10-mill match
- ⁴ Such as utilities, operations & maintenance, etc.

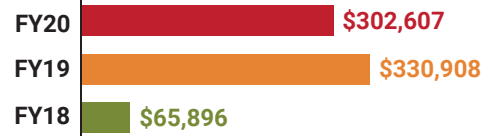


Only 6% of state funding is available for non-personnel expenditures⁴

Instructional Support



Educational Advancement & Technology Fund⁵



⁵ These one-time supplemental funds may be used for repairs and deferred maintenance, classroom instructional supplies, insurance for facilities, transportation, technology and school safety measures.

System Debt

| | |
|-------------------------------|-------------------------|
| TOTAL DEBT⁶ | DEBT PER STUDENT |
| \$3,217,175 | \$2,557 |

⁶ The debt totals in system audit reports may differ due to audit adjustments.



ALABAMA ASSOCIATION OF SCHOOL BOARDS

Sally Smith, J.D.
Executive Director

Lissa Tucker, J.D.
Director of Government Relations

43 South Jackson Street
Montgomery, Alabama 36104

1-800-562-0601 | AlabamaSchoolBoards.org

@AlaSchoolBoards Facebook.com/AlabamaSchoolBoards