



# VESTAVIA HILLS CITY

## SCHOOL SYSTEM SNAPSHOT: 2021 EDITION\*

1204 Montgomery Hwy | Birmingham, AL 35216 | (205) 402-5116


Superintendent

Dr. Todd Freeman

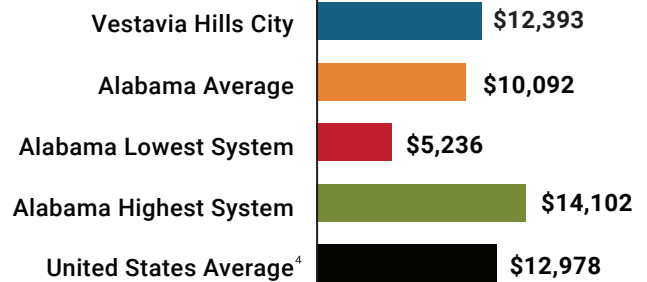
Board Members

Scott Brown, Jaclyn Hudson, Jennifer Weaver, Dr. Lisa Baker, Steve Bendall






 **\$10,374,225**  
Cost of One Month's  
Operation/General Fund

 **1.11**  
Number of Months  
Reserve Balance

### Total Per-Pupil Expenditures (PPE)

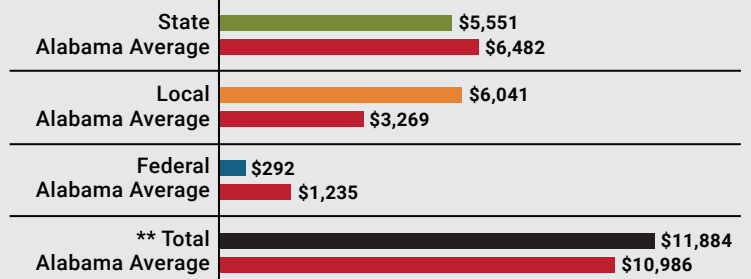


### By the Numbers

	Schools <sup>1</sup> .....	8
	Students/ADM <sup>2</sup> .....	7,140
	Free & Reduced Lunch.....	7%
	Community Eligibility Program.....	4%
	Number of Route Buses <sup>3</sup> .....	6
	Buses 10 yrs. old or less.....	100%
	Students Bused.....	39
	Full-Time Employees.....	858
	Teachers.....	500
	Principals/ Assistant Principals.....	21
	Counselors.....	19
	Librarians.....	9
	Other Certified Employees.....	25
	Support Personnel.....	284

### Per-Pupil Revenue Sources

#### Vestavia Hills City Revenue Sources



**134**  
STATE  
RANK

**6**  
LOCAL  
RANK

**136**  
FEDERAL  
RANK

## OVERALL SYSTEM RANK 35

\*\* Total Revenue Among 137 School Systems

<sup>1</sup> Schools with enrollment, including Alternative and Career Technical Education

<sup>2</sup> Average Daily Membership

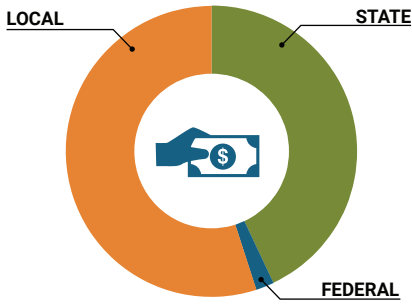
<sup>3</sup> Data collected in FY19 and used for FY21 funding

<sup>4</sup> 2019-2020 NEA Rankings of the States

\* THIS REPORT INCLUDES FISCAL YEAR 2019 DATA

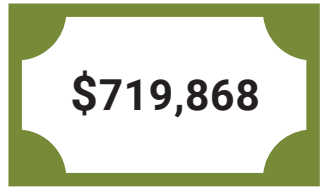
# School System Revenue

## How was your school system funded?<sup>1</sup>



\$39,636,087	STATE	43%
\$2,084,630	FEDERAL	2%
\$49,803,157	LOCAL	54%
— \$7,198,680	Local 10-Mill Match	
<b>\$42,604,477</b>	<b>AVAILABLE LOCAL REVENUE</b>	

### VALUE OF 1-MILL For Your School System

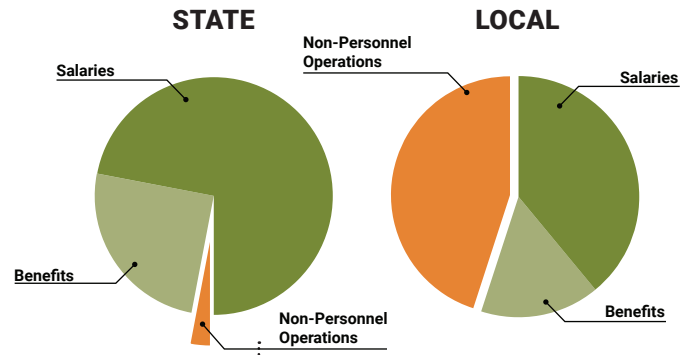


# School System Spending

## How did your school system spend state & local dollars?<sup>1</sup>

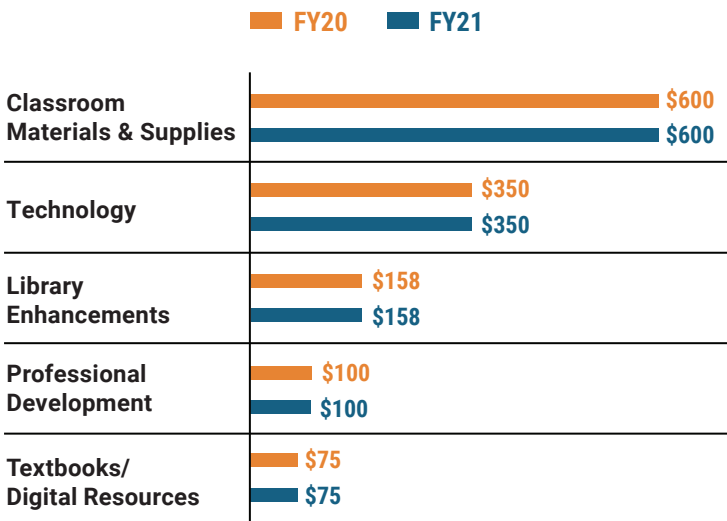
	STATE SPENDING <sup>2,3</sup>	LOCAL SPENDING <sup>2</sup>
Salaries	\$30,420,663	\$17,172,657
Benefits	\$10,491,002	\$6,816,993
Non-Personnel Operations	\$1,472,358	\$19,624,824
<b>TOTAL</b>	<b>\$42,384,024</b>	<b>\$43,614,474</b>

<sup>1</sup> Revenues and expenditures may contain nominal variances  
<sup>2</sup> Does not include debt service or capital outlay  
<sup>3</sup> Includes 10-mill match  
<sup>4</sup> Such as utilities, operations & maintenance, etc.

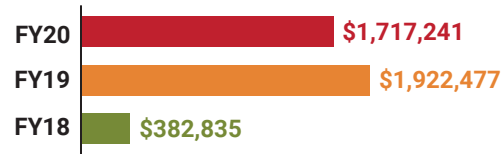


**Only 3% of state funding is available for non-personnel expenditures<sup>4</sup>**

# Instructional Support



# Educational Advancement & Technology Fund<sup>5</sup>



<sup>5</sup> These one-time supplemental funds may be used for repairs and deferred maintenance, classroom instructional supplies, insurance for facilities, transportation, technology and school safety measures.

# System Debt

<b>TOTAL DEBT<sup>6</sup></b>	<b>DEBT PER STUDENT</b>
<b>\$85,204,996</b>	<b>\$11,933</b>

<sup>6</sup> The debt totals in system audit reports may differ due to audit adjustments.



Sally Smith, J.D.  
Executive Director

Lissa Tucker, J.D.  
Director of Government Relations

43 South Jackson Street  
Montgomery, Alabama 36104

1-800-562-0601 | [AlabamaSchoolBoards.org](http://AlabamaSchoolBoards.org)

@AlaSchoolBoards Facebook.com/AlabamaSchoolBoards