

TROY CITY

SCHOOL SYSTEM SNAPSHOT: 2021 EDITION*


P.O. Box 529 | Troy, AL 36081 | (334) 566-3741


Superintendent

Cynthia Thomas






Board Members

Roxie Kitchens, Eva Green, Maxine Y. Hollis, William D. Coppage, Jonathan Cellon

 **\$1,249,658**
Cost of One Month's
Operation/General Fund

 **1.48**
Number of Months
Reserve Balance

By the Numbers

	Schools ¹	4
	Students/ADM ²	1,820
	Free & Reduced Lunch.....	62%
	Community Eligibility Program.....	50%
	Number of Route Buses ³	2
	Buses 10 yrs. old or less.....	50%
	Students Bused.....	210
	Full-Time Employees.....	223
	Teachers.....	132
	Principals/ Assistant Principals.....	7
	Counselors.....	6
	Librarians.....	3
	Other Certified Employees.....	4
	Support Personnel.....	71

¹ Schools with enrollment, including Alternative and Career Technical Education

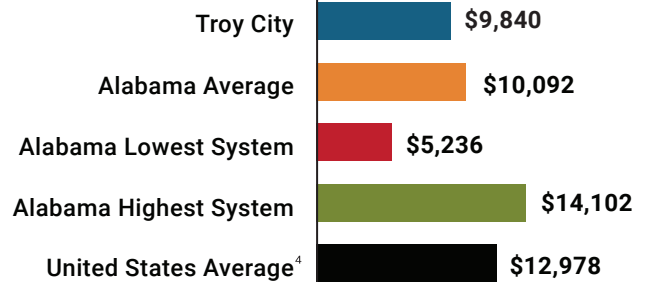
² Average Daily Membership

³ Data collected in FY19 and used for FY21 funding

⁴ 2019-2020 NEA Rankings of the States

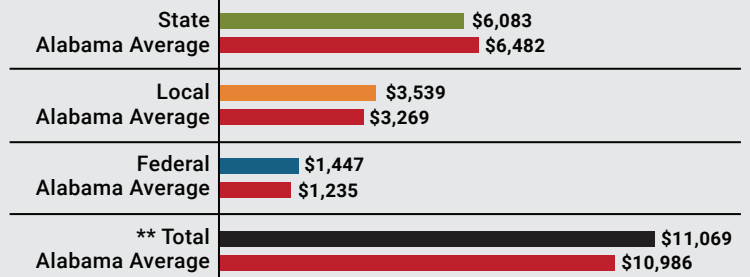
* THIS REPORT INCLUDES FISCAL YEAR 2019 DATA

Total Per-Pupil Expenditures (PPE)



Per-Pupil Revenue Sources

Troy City Revenue Sources



124
STATE
RANK

33
LOCAL
RANK

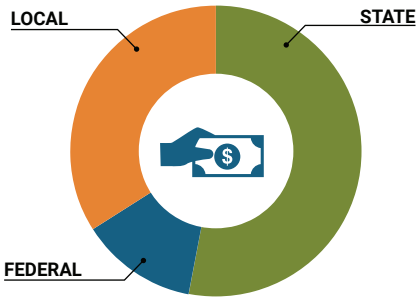
55
FEDERAL
RANK

OVERALL SYSTEM RANK 57

** Total Revenue Among 137 School Systems

School System Revenue

How was your school system funded?¹



\$11,070,293	STATE	53%
\$2,633,721	FEDERAL	13%
\$7,305,784	LOCAL	35%
— \$1,690,250	Local 10-Mill Match	
\$5,615,534	AVAILABLE LOCAL REVENUE	

VALUE OF 1-MILL
For Your School System

\$169,025

School System Spending

How did your school system spend state & local dollars?¹

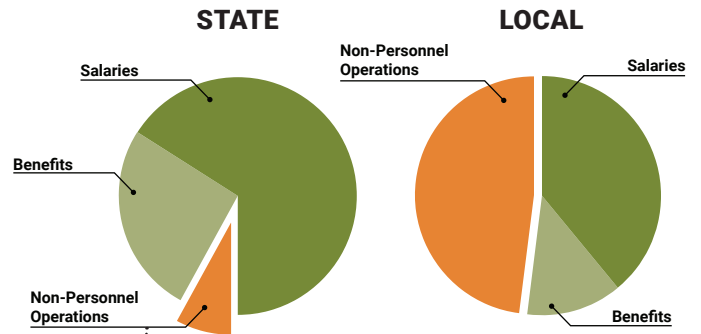
	STATE SPENDING ^{2,3}	LOCAL SPENDING ²
Salaries	\$7,848,465	\$1,267,233
Benefits	\$3,097,234	\$444,794
Non-Personnel Operations	\$961,145	\$1,605,994
TOTAL	\$11,906,844	\$3,318,021

¹ Revenues and expenditures may contain nominal variances

² Does not include debt service or capital outlay

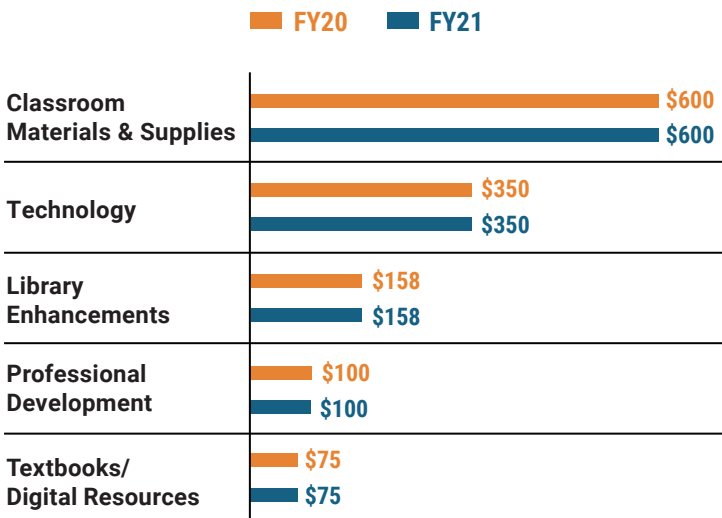
³ Includes 10-mill match

⁴ Such as utilities, operations & maintenance, etc.

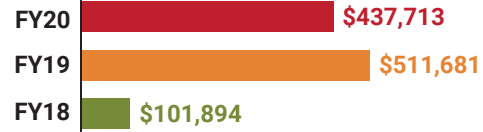


Only 8% of state funding is available for non-personnel expenditures⁴

Instructional Support



Educational Advancement & Technology Fund⁵



⁵ These one-time supplemental funds may be used for repairs and deferred maintenance, classroom instructional supplies, insurance for facilities, transportation, technology and school safety measures.

System Debt

TOTAL DEBT⁶	DEBT PER STUDENT
\$23,819,792	\$13,088

⁶ The debt totals in system audit reports may differ due to audit adjustments.



ALABAMA
ASSOCIATION OF
SCHOOL BOARDS

Sally Smith, J.D.
Executive Director

Lissa Tucker, J.D.
Director of Government Relations

43 South Jackson Street
Montgomery, Alabama 36104

1-800-562-0601 | AlabamaSchoolBoards.org

@AlaSchoolBoards Facebook.com/AlabamaSchoolBoards