



TALLASSEE CITY

SCHOOL SYSTEM SNAPSHOT: 2021 EDITION*

308 King Street | Tallassee, AL 36078 | (334) 283-6864


Superintendent

Dr. Brock Nolin

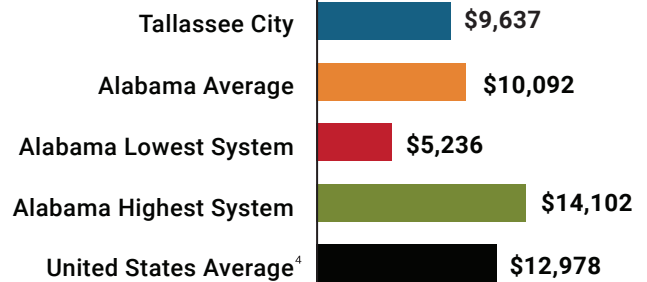
Board Members

Ruthanne McCaig, Melanie Goodman, Heather Miller, Lacey Brewer, Kami Scarborough, Don Bryant, Sonja Moore






 **\$1,334,644**
Cost of One Month's
Operation/General Fund

 **4.06**
Number of Months
Reserve Balance

Total Per-Pupil Expenditures (PPE)

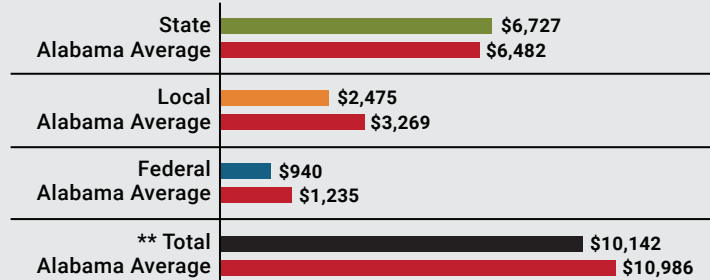


By the Numbers

	Schools¹	3
	Students/ADM²	1,729
	Free & Reduced Lunch	58%
	Community Eligibility Program	40%
	Number of Route Buses³	4
	Buses 10 yrs. old or less.....	100%
	Students Bused.....	206
	Full-Time Employees	193
	Teachers.....	111
	Principals/ Assistant Principals.....	6
	Counselors.....	4
	Librarians.....	3
	Other Certified Employees.....	6
	Support Personnel.....	63

Per-Pupil Revenue Sources

Tallassee City Revenue Sources



77
STATE
RANK

72
LOCAL
RANK

107
FEDERAL
RANK

OVERALL SYSTEM RANK 105

** Total Revenue Among 137 School Systems

¹ Schools with enrollment, including Alternative and Career Technical Education

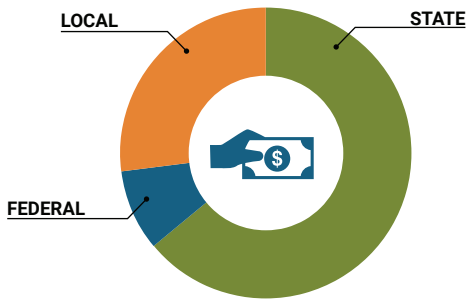
² Average Daily Membership

³ Data collected in FY19 and used for FY21 funding

⁴ 2019-2020 NEA Rankings of the States

School System Revenue

How was your school system funded?¹



\$11,632,846	STATE	64%
\$1,625,855	FEDERAL	9%
\$5,046,662	LOCAL	28%
<u>\$596,260</u>	Local 10-Mill Match	
\$4,450,402	AVAILABLE LOCAL REVENUE	

VALUE OF 1-MILL For Your School System

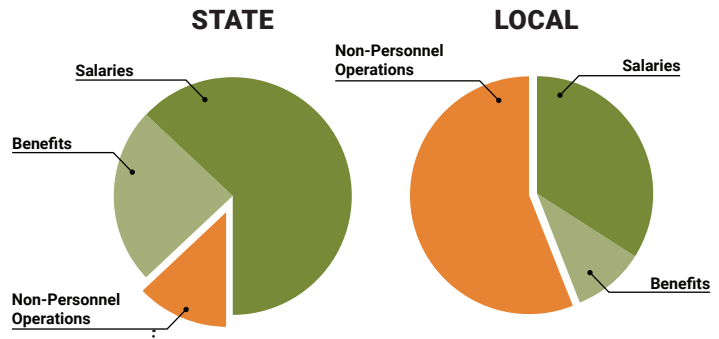


School System Spending

How did your school system spend state & local dollars?¹

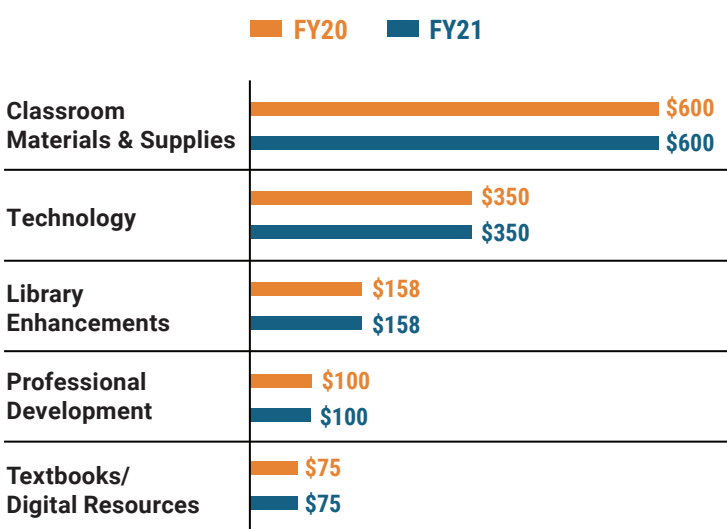
	STATE SPENDING ^{2,3}	LOCAL SPENDING ²
Salaries	\$7,176,863	\$1,276,077
Benefits	\$2,847,993	\$392,082
Non-Personnel Operations	\$1,437,389	\$2,159,829
TOTAL	\$11,462,245	\$3,827,987

¹ Revenues and expenditures may contain nominal variances
² Does not include debt service or capital outlay
³ Includes 10-mill match
⁴ Such as utilities, operations & maintenance, etc.

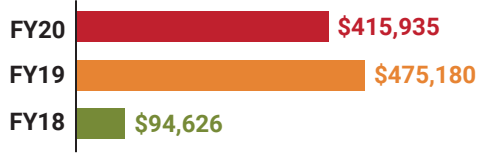


Only 13% of state funding is available for non-personnel expenditures⁴

Instructional Support



Educational Advancement & Technology Fund⁵



⁵ These one-time supplemental funds may be used for repairs and deferred maintenance, classroom instructional supplies, insurance for facilities, transportation, technology and school safety measures.

System Debt

TOTAL DEBT⁶	DEBT PER STUDENT
\$967,282	\$559

⁶ The debt totals in system audit reports may differ due to audit adjustments.