



SATSUMA CITY

SCHOOL SYSTEM SNAPSHOT: 2021 EDITION*

P.O. Box 939 | Satsuma, AL 36572 | (251) 380-8200

Superintendent Dr. Bart Reeves
Board Members James Woosley, Linda Robbins, Stephanie S. Gatlin, Matt Dial, Valenda Lankford

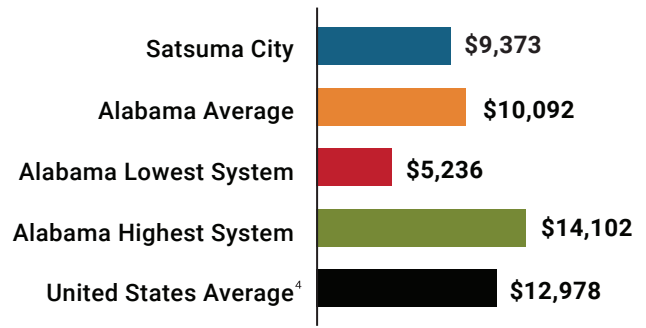
\$971,724
 Cost of One Month's Operation/General Fund

2.47
 Number of Months Reserve Balance

By the Numbers

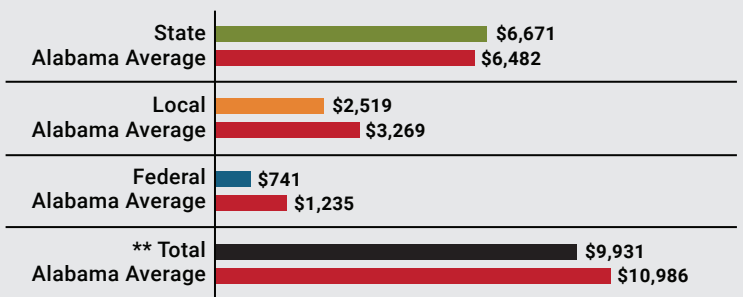
- Schools¹** 2
- Students/ADM²** 1,498
- Free & Reduced Lunch** 37%
- Community Eligibility Program** 19%
- Number of Route Buses³** 11
 - Buses 10 yrs. old or less 55%
 - Students Bused 433
- Full-Time Employees** 148
 - Teachers 88
 - Principals/Assistant Principals 5
 - Counselors 3
 - Librarians 2
 - Other Certified Employees 4
 - Support Personnel 46

Total Per-Pupil Expenditures (PPE)



Per-Pupil Revenue Sources

Satsuma City Revenue Sources



82 STATE RANK

66 LOCAL RANK

123 FEDERAL RANK

OVERALL SYSTEM RANK 119

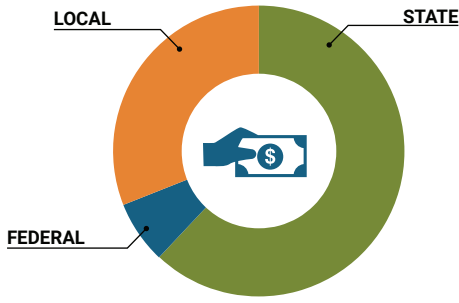
** Total Revenue Among 137 School Systems

¹ Schools with enrollment, including Alternative and Career Technical Education
² Average Daily Membership
³ Data collected in FY19 and used for FY21 funding
⁴ 2019-2020 NEA Rankings of the States

* THIS REPORT INCLUDES FISCAL YEAR 2019 DATA

School System Revenue

How was your school system funded?¹



\$9,994,665	STATE	62%
\$1,110,404	FEDERAL	7%
\$5,088,243	LOCAL	31%
\$501,690	Local 10-Mill Match	
\$4,586,553	AVAILABLE LOCAL REVENUE	

VALUE OF 1-MILL For Your School System

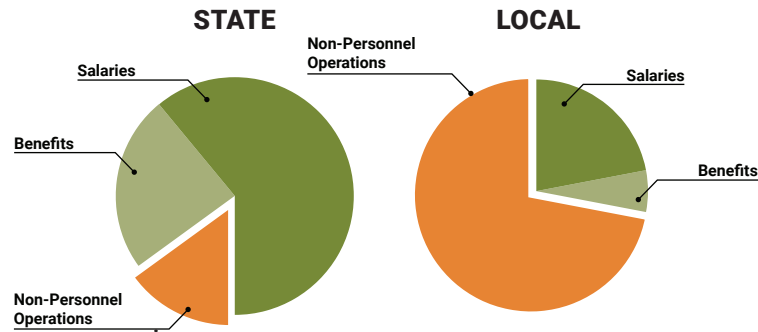
\$50,169

School System Spending

How did your school system spend state & local dollars?¹

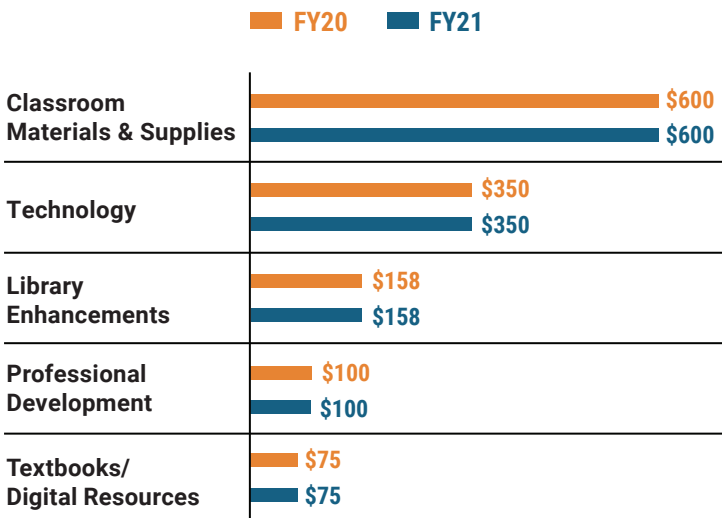
	STATE SPENDING ^{2,3}	LOCAL SPENDING ²
Salaries	\$5,877,574	\$700,661
Benefits	\$2,332,176	\$178,813
Non-Personnel Operations	\$1,474,148	\$2,247,289
TOTAL	\$9,683,898	\$3,126,762

- ¹ Revenues and expenditures may contain nominal variances
² Does not include debt service or capital outlay
³ Includes 10-mill match
⁴ Such as utilities, operations & maintenance, etc.

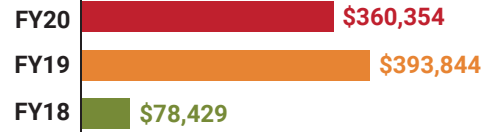


Only 15% of state funding is available for non-personnel expenditures⁴

Instructional Support



Educational Advancement & Technology Fund⁵



⁵ These one-time supplemental funds may be used for repairs and deferred maintenance, classroom instructional supplies, insurance for facilities, transportation, technology and school safety measures.

System Debt

TOTAL DEBT⁶	DEBT PER STUDENT
\$5,484,887	\$3,661

⁶ The debt totals in system audit reports may differ due to audit adjustments.



ALABAMA ASSOCIATION OF SCHOOL BOARDS

Sally Smith, J.D.
Executive Director

Lissa Tucker, J.D.
Director of Government Relations

43 South Jackson Street
Montgomery, Alabama 36104

1-800-562-0601 | AlabamaSchoolBoards.org

[@AlaSchoolBoards](https://twitter.com/AlaSchoolBoards) [Facebook.com/AlabamaSchoolBoards](https://facebook.com/AlabamaSchoolBoards)