



# SARALAND CITY

## SCHOOL SYSTEM SNAPSHOT: 2021 EDITION\*

4010 Lil' Spartan Drive | Saraland, AL 36571 | (251) 375-5426

**Superintendent** ..... Dr. Aaron Milner

**Board Members** ..... William L. Silver, Jacqueline R. Clarke, Rev. Gary Shockley, Dr. Lonnie A. Burnett, Josephine Rodgers

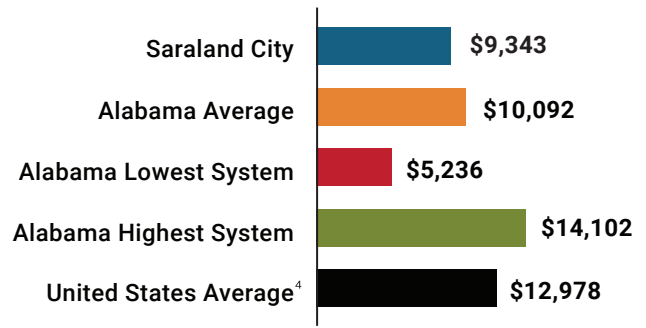
**\$2,073,526**  
Cost of One Month's Operation/General Fund

**3.44**  
Number of Months Reserve Balance

### By the Numbers

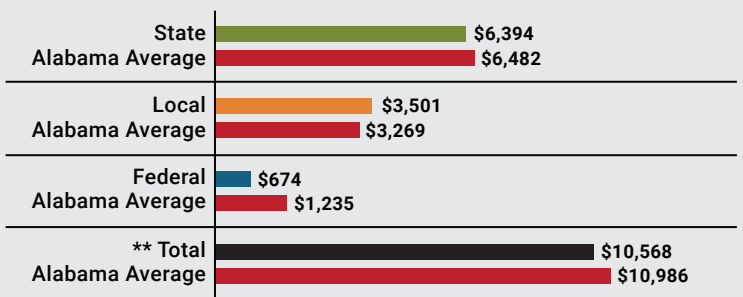
- Schools**<sup>1</sup> ..... 4
- Students/ADM**<sup>2</sup> ..... 3,108
- Free & Reduced Lunch** ..... 45%
- Community Eligibility Program** ..... 26%
- Number of Route Buses**<sup>3</sup> ..... 31
  - Buses 10 yrs. old or less ..... 74%
  - Students Bused ..... 1,793
- Full-Time Employees** ..... 326
  - Teachers ..... 174
  - Principals/Assistant Principals ..... 8
  - Counselors ..... 6
  - Librarians ..... 3
  - Other Certified Employees ..... 13
  - Support Personnel ..... 122

### Total Per-Pupil Expenditures (PPE)



### Per-Pupil Revenue Sources

#### Saraland City Revenue Sources



**103**  
STATE RANK

**35**  
LOCAL RANK

**127**  
FEDERAL RANK

## OVERALL SYSTEM RANK 89

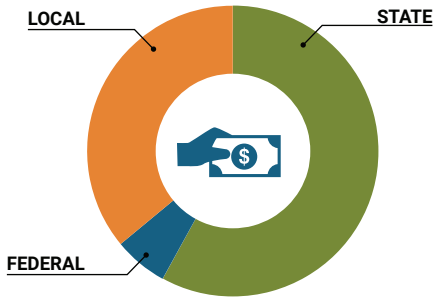
\*\* Total Revenue Among 137 School Systems

<sup>1</sup> Schools with enrollment, including Alternative and Career Technical Education  
<sup>2</sup> Average Daily Membership  
<sup>3</sup> Data collected in FY19 and used for FY21 funding  
<sup>4</sup> 2019-2020 NEA Rankings of the States

\* THIS REPORT INCLUDES FISCAL YEAR 2019 DATA

# School System Revenue

## How was your school system funded?<sup>1</sup>



\$19,869,708	STATE	57%
\$2,093,909	FEDERAL	6%
\$13,003,093	LOCAL	37%
— \$1,537,500	Local 10-Mill Match	
<b>\$11,465,593</b>	<b>AVAILABLE LOCAL REVENUE</b>	

VALUE OF 1-MILL  
For Your School System

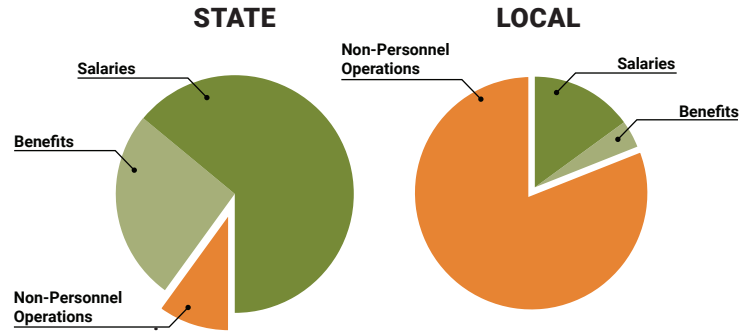
**\$153,750**

# School System Spending

## How did your school system spend state & local dollars?<sup>1</sup>

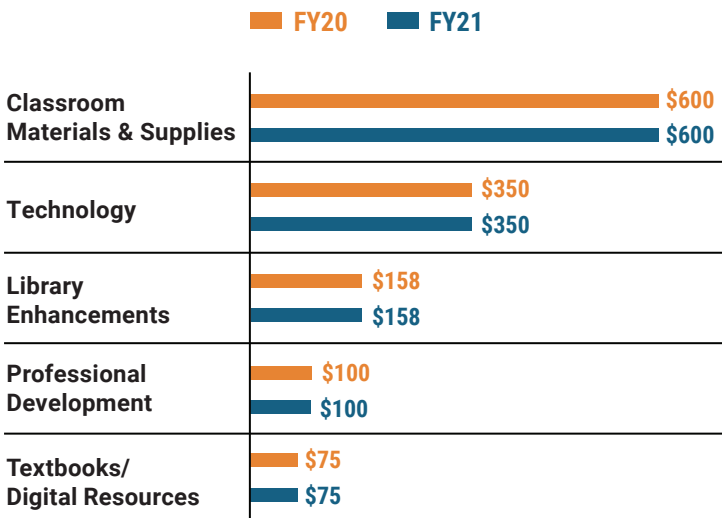
	STATE SPENDING <sup>2,3</sup>	LOCAL SPENDING <sup>2</sup>
Salaries	\$12,959,818	\$999,063
Benefits	\$5,220,178	\$216,315
Non-Personnel Operations	\$1,948,830	\$5,254,631
<b>TOTAL</b>	<b>\$20,128,825</b>	<b>\$6,470,008</b>

<sup>1</sup> Revenues and expenditures may contain nominal variances  
<sup>2</sup> Does not include debt service or capital outlay  
<sup>3</sup> Includes 10-mill match  
<sup>4</sup> Such as utilities, operations & maintenance, etc.

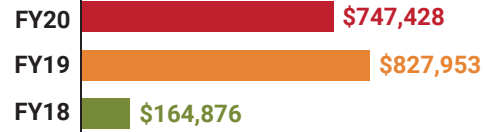


**Only 10% of state funding is available for non-personnel expenditures<sup>4</sup>**

# Instructional Support



# Educational Advancement & Technology Fund<sup>5</sup>



<sup>5</sup> These one-time supplemental funds may be used for repairs and deferred maintenance, classroom instructional supplies, insurance for facilities, transportation, technology and school safety measures.

# System Debt

<b>TOTAL DEBT<sup>6</sup></b>	<b>DEBT PER STUDENT</b>
<b>\$80,622,847</b>	<b>\$25,943</b>

<sup>6</sup> The debt totals in system audit reports may differ due to audit adjustments.



ALABAMA  
ASSOCIATION OF  
SCHOOL BOARDS

Sally Smith, J.D.  
Executive Director

Lissa Tucker, J.D.  
Director of Government Relations

43 South Jackson Street  
Montgomery, Alabama 36104

1-800-562-0601 | [AlabamaSchoolBoards.org](http://AlabamaSchoolBoards.org)

[@AlaSchoolBoards](https://twitter.com/AlaSchoolBoards) [Facebook.com/AlabamaSchoolBoards](https://facebook.com/AlabamaSchoolBoards)