



RUSSELLVILLE CITY

SCHOOL SYSTEM SNAPSHOT: 2021 EDITION*

1945 Waterloo Road | Russellville, AL 35653 | (256) 331-2001


Superintendent

Heath Grimes






Board Members

Bret Gist, Greg Trapp, John G. Batchelor, Jerry W. Groce, Kim Clonts

 **\$1,853,458**
Cost of One Month's
Operation/General Fund

 **1.94**
Number of Months
Reserve Balance

By the Numbers

	Schools ¹	5
	Students/ADM ²	2,405
	Free & Reduced Lunch.....	33%
	Community Eligibility Program.....	37%
	Number of Route Buses ³	22
	Buses 10 yrs. old or less.....	100%
	Students Bused.....	1,226
	Full-Time Employees.....	294
	Teachers.....	163
	Principals/ Assistant Principals.....	10
	Counselors.....	5
	Librarians.....	4
	Other Certified Employees.....	6
	Support Personnel.....	106

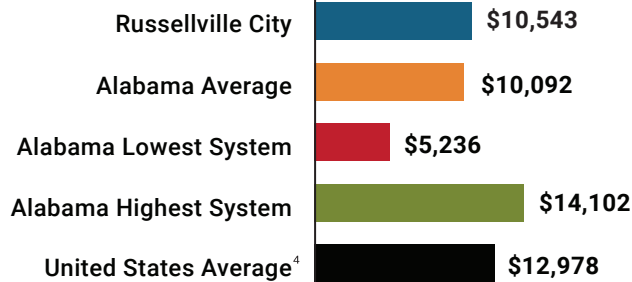
¹ Schools with enrollment, including Alternative and Career Technical Education

² Average Daily Membership

³ Data collected in FY19 and used for FY21 funding

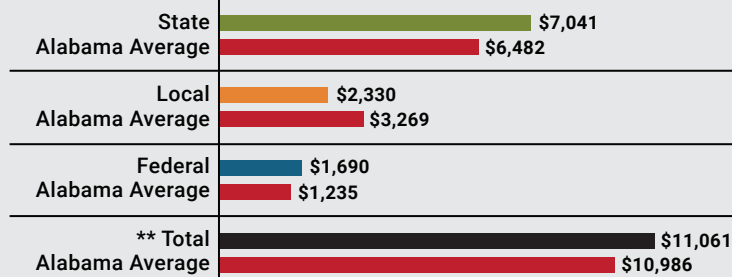
⁴ 2019-2020 NEA Rankings of the States

Total Per-Pupil Expenditures (PPE)



Per-Pupil Revenue Sources

Russellville City Revenue Sources



49
STATE
RANK

82
LOCAL
RANK

33
FEDERAL
RANK

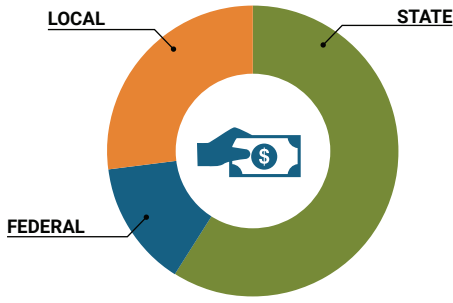
OVERALL SYSTEM RANK 58

** Total Revenue Among 137 School Systems

* THIS REPORT INCLUDES FISCAL YEAR 2019 DATA

School System Revenue

How was your school system funded?¹



\$16,935,706	STATE	59%
\$4,064,819	FEDERAL	14%
\$7,560,529	LOCAL	26%
\$776,950	Local 10-Mill Match	
\$6,783,579	AVAILABLE LOCAL REVENUE	

VALUE OF 1-MILL For Your School System

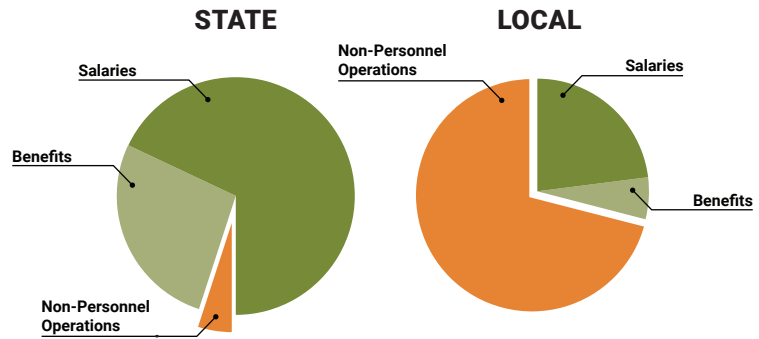
\$77,695

School System Spending

How did your school system spend state & local dollars?¹

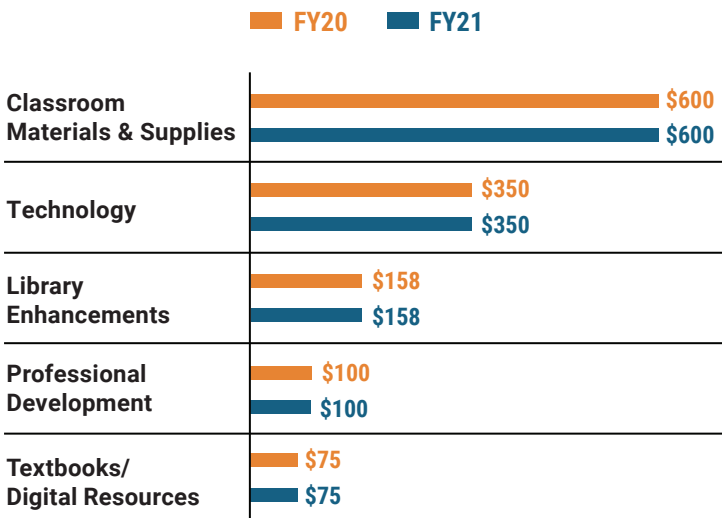
	STATE SPENDING ^{2,3}	LOCAL SPENDING ²
Salaries	\$11,285,021	\$1,231,813
Benefits	\$4,409,683	\$325,909
Non-Personnel Operations	\$858,060	\$3,813,231
TOTAL	\$16,552,764	\$5,370,953

- ¹ Revenues and expenditures may contain nominal variances
- ² Does not include debt service or capital outlay
- ³ Includes 10-mill match
- ⁴ Such as utilities, operations & maintenance, etc.

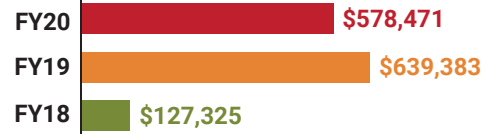


Only 5% of state funding is available for non-personnel expenditures⁴

Instructional Support



Educational Advancement & Technology Fund⁵



⁵ These one-time supplemental funds may be used for repairs and deferred maintenance, classroom instructional supplies, insurance for facilities, transportation, technology and school safety measures.

System Debt

TOTAL DEBT⁶	DEBT PER STUDENT
\$3,109,802	\$1,293

⁶ The debt totals in system audit reports may differ due to audit adjustments.



ALABAMA ASSOCIATION OF SCHOOL BOARDS

Sally Smith, J.D.
Executive Director

Lissa Tucker, J.D.
Director of Government Relations

43 South Jackson Street
Montgomery, Alabama 36104

1-800-562-0601 | AlabamaSchoolBoards.org

@AlaSchoolBoards Facebook.com/AlabamaSchoolBoards