



ROANOKE CITY

SCHOOL SYSTEM SNAPSHOT: 2021 EDITION*

P.O. Box 1367 | Roanoke, AL 36274 | (334) 863-2628

Superintendent

Chuck Marcum

Board Members

Regina M. Joiner, Rosalyn Houston Langston, Steve Burns, James T. Brown, Robert Lon Hurst



\$961,038

Cost of One Month's
Operation/General Fund



2.72

Number of Months
Reserve Balance

By the Numbers



Schools¹ 4



Students/ADM² 1,461



Free & Reduced Lunch 45%
Community Eligibility Program 51%



Number of Route Buses³ 4
Buses 10 yrs. old or less **100%**
Students Bused **170**



Full-Time Employees 169
Teachers **86**
Principals/
Assistant Principals **5**
Counselors **3**
Librarians **3**
Other Certified Employees **6**
Support Personnel **66**

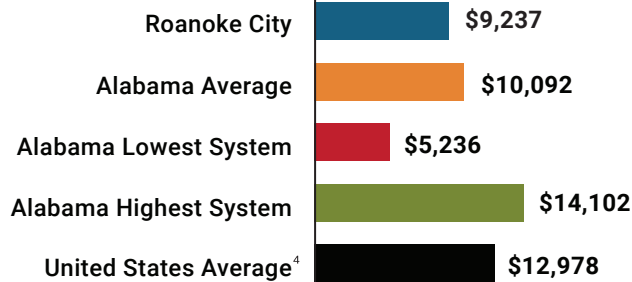
¹ Schools with enrollment, including Alternative and Career Technical Education

² Average Daily Membership

³ Data collected in FY19 and used for FY21 funding

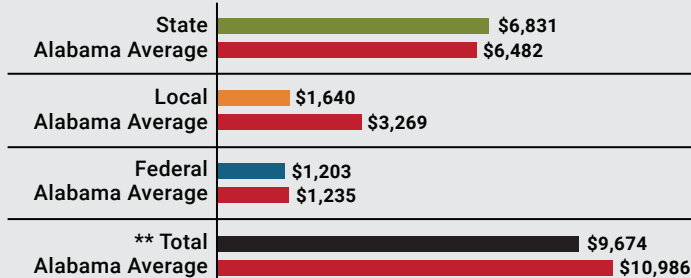
⁴ 2019-2020 NEA Rankings of the States

Total Per-Pupil Expenditures (PPE)



Per-Pupil Revenue Sources

Roanoke City Revenue Sources



71
STATE
RANK

123
LOCAL
RANK

82
FEDERAL
RANK

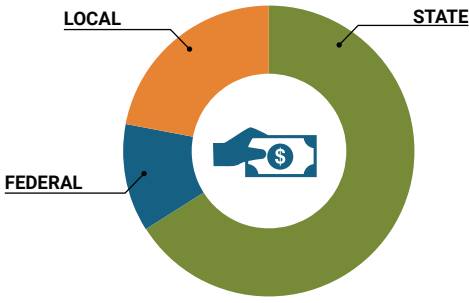
OVERALL SYSTEM RANK 128

** Total Revenue Among 137 School Systems

* THIS REPORT INCLUDES FISCAL YEAR 2019 DATA

School System Revenue

How was your school system funded?¹



\$9,979,482	STATE	66%
\$1,757,913	FEDERAL	12%
\$3,305,951	LOCAL	22%
\$517,220	Local 10-Mill Match	
\$2,788,731	AVAILABLE LOCAL REVENUE	

VALUE OF 1-MILL
For Your School System

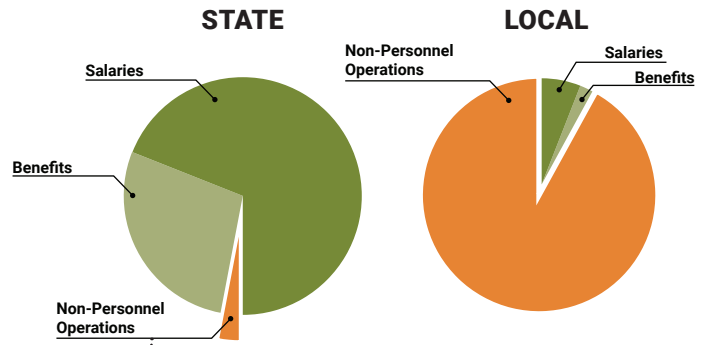
\$51,722

School System Spending

How did your school system spend state & local dollars?¹

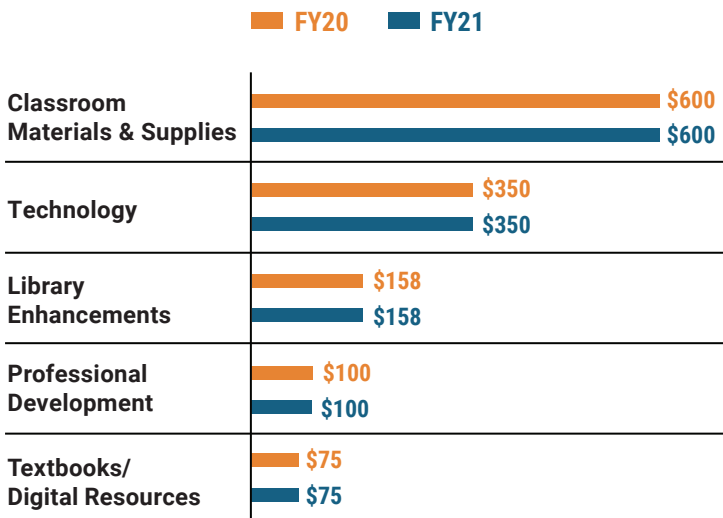
	STATE SPENDING ^{2,3}	LOCAL SPENDING ²
Salaries	\$6,640,680	\$140,703
Benefits	\$2,639,760	\$53,600
Non-Personnel Operations	\$263,942	\$2,281,351
TOTAL	\$9,544,381	\$2,475,654

¹ Revenues and expenditures may contain nominal variances
² Does not include debt service or capital outlay
³ Includes 10-mill match
⁴ Such as utilities, operations & maintenance, etc.

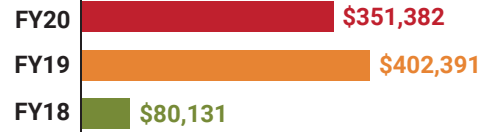


Only 3% of state funding is available for non-personnel expenditures⁴

Instructional Support



Educational Advancement & Technology Fund⁵



⁵ These one-time supplemental funds may be used for repairs and deferred maintenance, classroom instructional supplies, insurance for facilities, transportation, technology and school safety measures.

System Debt

TOTAL DEBT⁶	DEBT PER STUDENT
\$5,720,419	\$3,915

⁶ The debt totals in system audit reports may differ due to audit adjustments.



ALABAMA
ASSOCIATION OF
SCHOOL BOARDS

Sally Smith, J.D.
Executive Director

Lissa Tucker, J.D.
Director of Government Relations

43 South Jackson Street
Montgomery, Alabama 36104

1-800-562-0601 | AlabamaSchoolBoards.org

@AlaSchoolBoards Facebook.com/AlabamaSchoolBoards