



PIEDMONT CITY

SCHOOL SYSTEM SNAPSHOT: 2021 EDITION*

502 Hood Street W. | Piedmont, AL 36272 | (256) 447-8831

Superintendent

Mike Hayes

Board Members

Kisha Mitchell, Bruce Adderhold, Franklin Latta, Shannon Ray, Brian Young



\$827,040

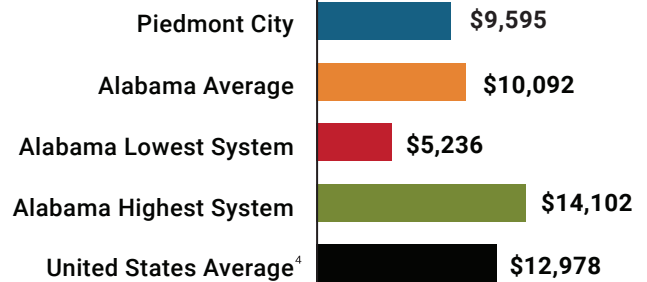
Cost of One Month's
Operation/General Fund



1.01

Number of Months
Reserve Balance

Total Per-Pupil Expenditures (PPE)

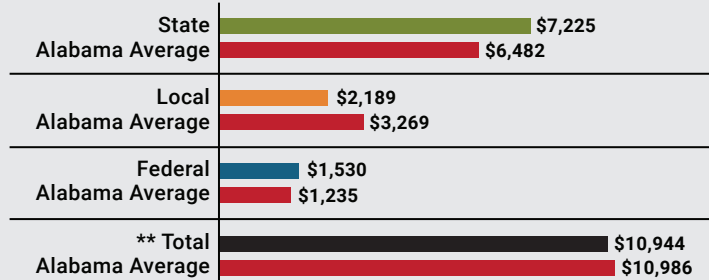


By the Numbers

	Schools ¹	3
	Students/ADM ²	1,106
	Free & Reduced Lunch	64%
	Community Eligibility Program	42%
	Number of Route Buses ³	0
	Buses 10 yrs. old or less	0%
	Students Bused	0
	Full-Time Employees	119
	Teachers	69
	Principals/ Assistant Principals	5
	Counselors	3
	Librarians	3
	Other Certified Employees	3
	Support Personnel	36

Per-Pupil Revenue Sources

Piedmont City Revenue Sources



31
STATE
RANK

93
LOCAL
RANK

43
FEDERAL
RANK

OVERALL SYSTEM RANK 65

** Total Revenue Among 137 School Systems

¹ Schools with enrollment, including Alternative and Career Technical Education

² Average Daily Membership

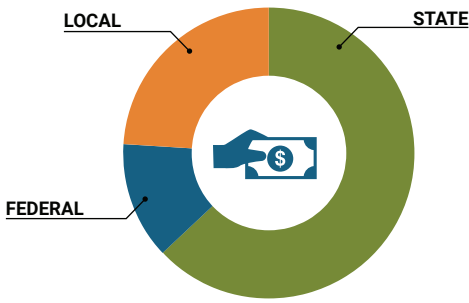
³ Data collected in FY19 and used for FY21 funding

⁴ 2019-2020 NEA Rankings of the States

* THIS REPORT INCLUDES FISCAL YEAR 2019 DATA

School System Revenue

How was your school system funded?¹



\$7,991,502	STATE	63%
\$1,692,595	FEDERAL	13%
\$2,997,777	LOCAL	24%
— \$502,240	Local 10-Mill Match	
\$2,495,537	AVAILABLE LOCAL REVENUE	

VALUE OF 1-MILL
For Your School System

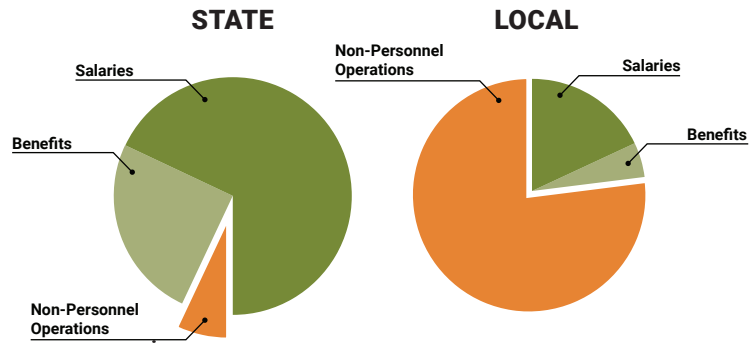
\$50,224

School System Spending

How did your school system spend state & local dollars?¹

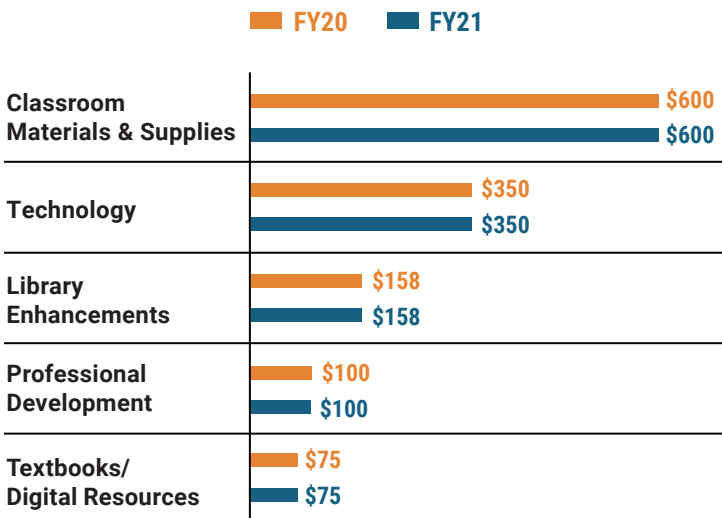
	STATE SPENDING ^{2,3}	LOCAL SPENDING ²
Salaries	\$5,332,542	\$271,853
Benefits	\$1,976,123	\$69,927
Non-Personnel Operations	\$575,149	\$1,190,199
TOTAL	\$7,883,814	\$1,531,979

¹ Revenues and expenditures may contain nominal variances
² Does not include debt service or capital outlay
³ Includes 10-mill match
⁴ Such as utilities, operations & maintenance, etc.

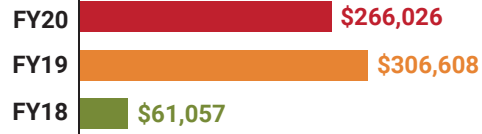


Only 7% of state funding is available for non-personnel expenditures⁴

Instructional Support



Educational Advancement & Technology Fund⁵



⁵ These one-time supplemental funds may be used for repairs and deferred maintenance, classroom instructional supplies, insurance for facilities, transportation, technology and school safety measures.

System Debt

TOTAL DEBT⁶	DEBT PER STUDENT
\$1,869,727	\$1,690

⁶ The debt totals in system audit reports may differ due to audit adjustments.



ALABAMA
ASSOCIATION OF
SCHOOL BOARDS

Sally Smith, J.D.
Executive Director

Lissa Tucker, J.D.
Director of Government Relations

43 South Jackson Street
Montgomery, Alabama 36104

1-800-562-0601 | AlabamaSchoolBoards.org

[@AlaSchoolBoards](https://twitter.com/AlaSchoolBoards) [f Facebook.com/AlabamaSchoolBoards](https://facebook.com/AlabamaSchoolBoards)