



# PHENIX CITY

## SCHOOL SYSTEM SNAPSHOT: 2021 EDITION\*

P.O. Box 460 | Phenix City, AL 36868 | (334) 298-0534 x102

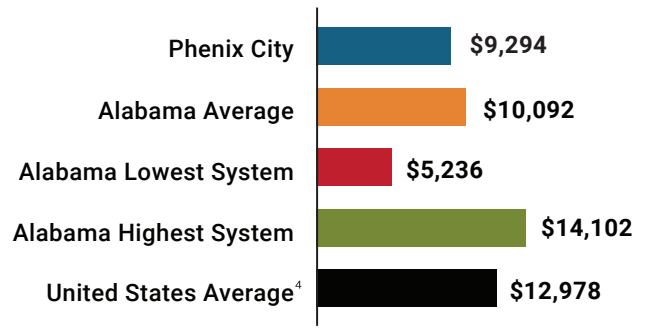
**Superintendent** ..... Randy Wilkes

**Board Members** ..... Florence W. Bellamy, Rev. Jonathan Taylor, Yolaunda M. Daniel, Rev. Brady Baird, Rev. KeAnthony Brooks, James E. Patrick, Katrina Collier-Long

**\$4,622,699**  
Cost of One Month's Operation/General Fund

**2.43**  
Number of Months Reserve Balance

### Total Per-Pupil Expenditures (PPE)

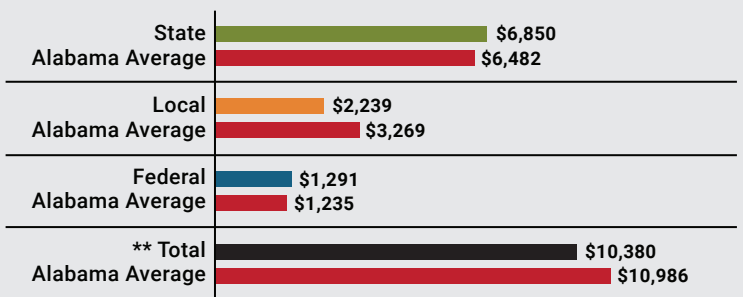


### By the Numbers

	<b>Schools<sup>1</sup></b> .....	<b>11</b>
	<b>Students/ADM<sup>2</sup></b> .....	<b>6,962</b>
	<b>Free &amp; Reduced Lunch</b> .....	<b>71%</b>
	<b>Community Eligibility Program</b> .....	<b>46%</b>
	<b>Number of Route Buses<sup>3</sup></b> .....	<b>54</b>
	Buses 10 yrs. old or less.....	<b>74%</b>
	Students Bused.....	<b>3,864</b>
	<b>Full-Time Employees</b> .....	<b>818</b>
	Teachers.....	<b>452</b>
	Principals/Assistant Principals.....	<b>23</b>
	Counselors.....	<b>16</b>
	Librarians.....	<b>12</b>
	Other Certified Employees.....	<b>18</b>
	Support Personnel.....	<b>297</b>

### Per-Pupil Revenue Sources

#### Phenix City Revenue Sources



**67**  
STATE RANK

**89**  
LOCAL RANK

**66**  
FEDERAL RANK

# OVERALL SYSTEM RANK 97

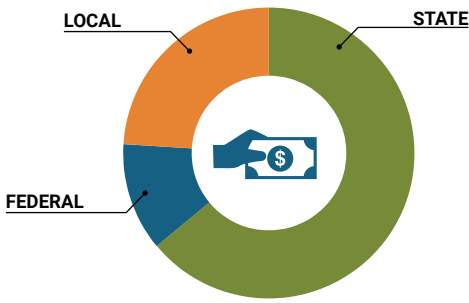
\*\* Total Revenue Among 137 School Systems

<sup>1</sup> Schools with enrollment, including Alternative and Career Technical Education  
<sup>2</sup> Average Daily Membership  
<sup>3</sup> Data collected in FY19 and used for FY21 funding  
<sup>4</sup> 2019-2020 NEA Rankings of the States

\* THIS REPORT INCLUDES FISCAL YEAR 2019 DATA

# School System Revenue

## How was your school system funded?<sup>1</sup>



\$47,686,053	STATE	64%
\$8,987,393	FEDERAL	12%
\$18,417,507	LOCAL	25%
— \$2,530,740	Local 10-Mill Match	
<b>\$15,886,767</b>	<b>AVAILABLE LOCAL REVENUE</b>	

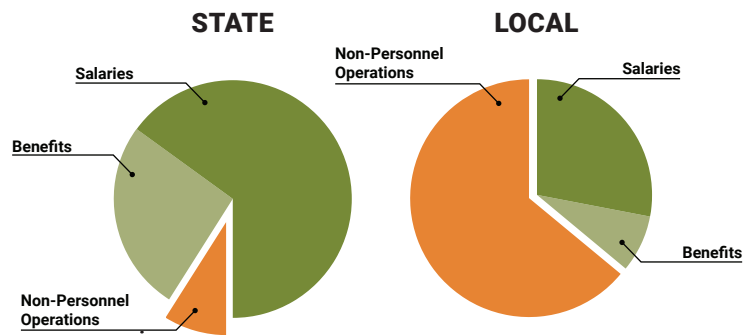
**VALUE OF 1-MILL**  
For Your School System

**\$253,074**

# School System Spending

## How did your school system spend state & local dollars?<sup>1</sup>

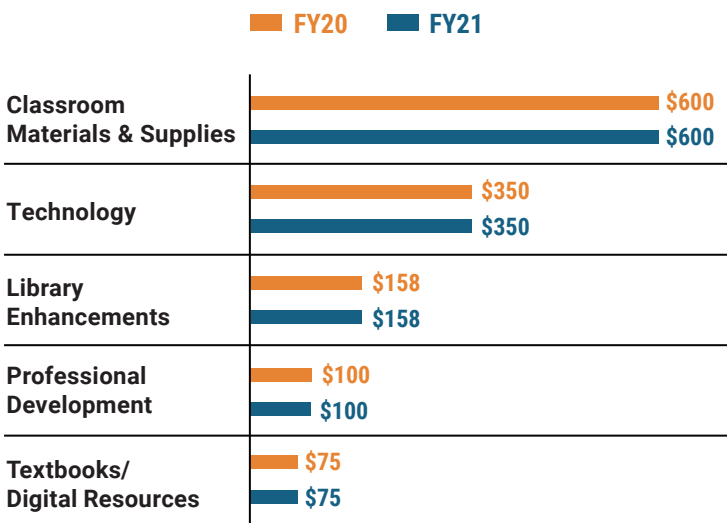
	STATE SPENDING <sup>2,3</sup>	LOCAL SPENDING <sup>2</sup>
Salaries	\$29,599,943	\$3,479,458
Benefits	\$11,948,431	\$935,059
Non-Personnel Operations	\$4,298,538	\$7,825,679
<b>TOTAL</b>	<b>\$45,846,911</b>	<b>\$12,240,196</b>



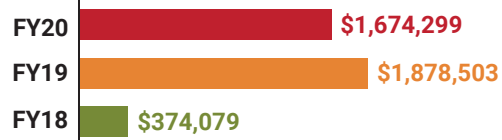
**Only 9% of state funding is available for non-personnel expenditures<sup>4</sup>**

<sup>1</sup> Revenues and expenditures may contain nominal variances  
<sup>2</sup> Does not include debt service or capital outlay  
<sup>3</sup> Includes 10-mill match  
<sup>4</sup> Such as utilities, operations & maintenance, etc.

# Instructional Support



# Educational Advancement & Technology Fund<sup>5</sup>



<sup>5</sup> These one-time supplemental funds may be used for repairs and deferred maintenance, classroom instructional supplies, insurance for facilities, transportation, technology and school safety measures.

# System Debt

<b>TOTAL DEBT<sup>6</sup></b>	<b>DEBT PER STUDENT</b>
<b>\$55,850,464</b>	<b>\$8,023</b>

<sup>6</sup> The debt totals in system audit reports may differ due to audit adjustments.



**Sally Smith, J.D.**  
Executive Director

**Lissa Tucker, J.D.**  
Director of Government Relations

43 South Jackson Street  
Montgomery, Alabama 36104

1-800-562-0601 | [AlabamaSchoolBoards.org](http://AlabamaSchoolBoards.org)

@AlaSchoolBoards Facebook.com/AlabamaSchoolBoards