

PELL CITY

SCHOOL SYSTEM SNAPSHOT: 2021 EDITION*


3105 15th Avenue N. | Pell City, AL 35125 | (205) 884-4440


Superintendent

Dr. James Martin






Board Members

Cecil Fomby, Laurie Henderson, Joe Sawyer, Norman D. Wilder, Greg Crump

 **\$2,748,476**
Cost of One Month's
Operation/General Fund

 **2.13**
Number of Months
Reserve Balance

By the Numbers

	Schools ¹	8
	Students/ADM ²	3,962
	Free & Reduced Lunch.....	53%
	Community Eligibility Program.....	35%
	Number of Route Buses ³	44
	Buses 10 yrs. old or less.....	68%
	Students Bused.....	1,676
	Full-Time Employees.....	453
	Teachers.....	238
	Principals/ Assistant Principals.....	11
	Counselors.....	10
	Librarians.....	8
	Other Certified Employees.....	14
	Support Personnel.....	172

¹ Schools with enrollment, including Alternative and Career Technical Education

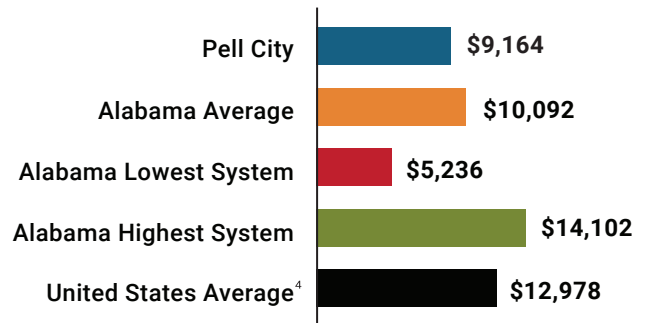
² Average Daily Membership

³ Data collected in FY19 and used for FY21 funding

⁴ 2019-2020 NEA Rankings of the States

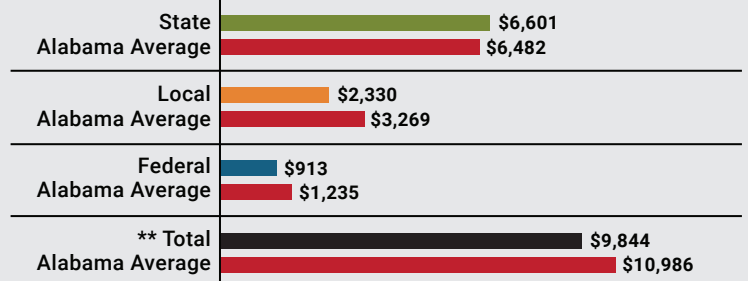
* THIS REPORT INCLUDES FISCAL YEAR 2019 DATA

Total Per-Pupil Expenditures (PPE)



Per-Pupil Revenue Sources

Pell City Revenue Sources



85
STATE
RANK

81
LOCAL
RANK

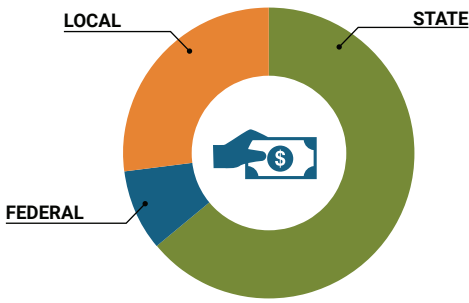
111
FEDERAL
RANK

OVERALL SYSTEM RANK 121

** Total Revenue Among 137 School Systems

School System Revenue

How was your school system funded?¹



\$26,152,068	STATE	64%
\$3,616,685	FEDERAL	9%
\$10,816,004	LOCAL	27%
— \$2,606,750	Local 10-Mill Match	
\$8,209,254	AVAILABLE LOCAL REVENUE	

VALUE OF 1-MILL For Your School System

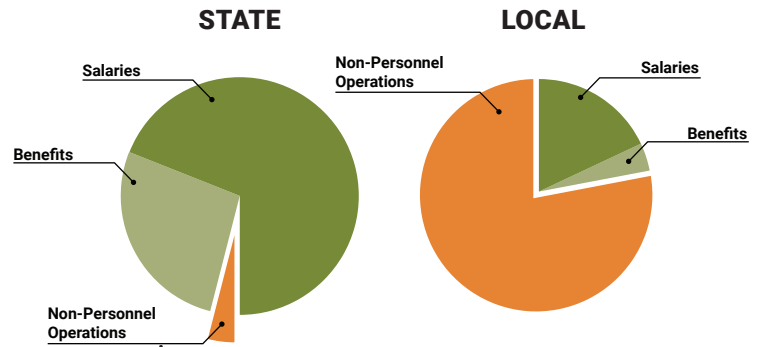
\$260,675

School System Spending

How did your school system spend state & local dollars?¹

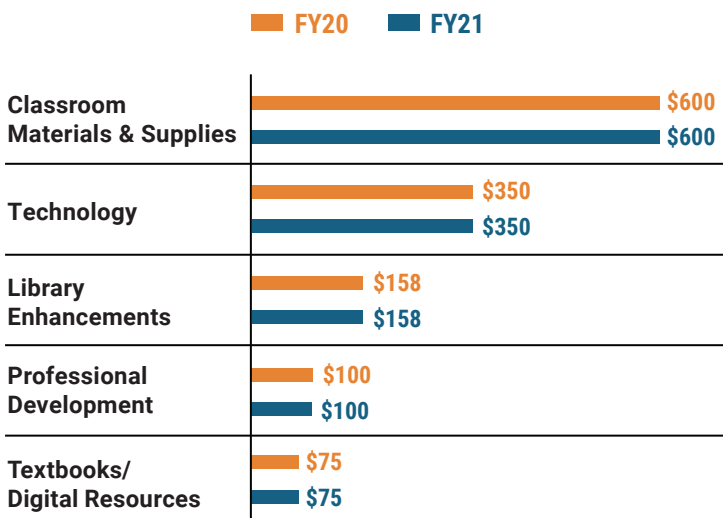
	STATE SPENDING ^{2,3}	LOCAL SPENDING ²
Salaries	\$17,518,460	\$1,207,255
Benefits	\$7,025,364	\$257,137
Non-Personnel Operations	\$1,020,638	\$5,109,505
TOTAL	\$25,564,462	\$6,573,897

- ¹ Revenues and expenditures may contain nominal variances
- ² Does not include debt service or capital outlay
- ³ Includes 10-mill match
- ⁴ Such as utilities, operations & maintenance, etc.

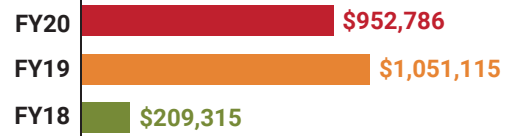


Only 4% of state funding is available for non-personnel expenditures⁴

Instructional Support



Educational Advancement & Technology Fund⁵



⁵ These one-time supplemental funds may be used for repairs and deferred maintenance, classroom instructional supplies, insurance for facilities, transportation, technology and school safety measures.

System Debt

TOTAL DEBT⁶	DEBT PER STUDENT
\$22,484,897	\$5,676

⁶ The debt totals in system audit reports may differ due to audit adjustments.



ALABAMA ASSOCIATION OF SCHOOL BOARDS

Sally Smith, J.D.
Executive Director

Lissa Tucker, J.D.
Director of Government Relations

43 South Jackson Street
Montgomery, Alabama 36104

1-800-562-0601 | AlabamaSchoolBoards.org

@AlaSchoolBoards Facebook.com/AlabamaSchoolBoards