



PELHAM CITY

SCHOOL SYSTEM SNAPSHOT: 2021 EDITION*

3160 Pelham Parkway | Pelham, AL 35124 | (205) 624-3700

Superintendent Dr. Scott Coefield

Board Members Rev. Robert E. O'Neil, Angela R. Hester, Richard E. Rhoades, Sharon Samuel, Allan Wade

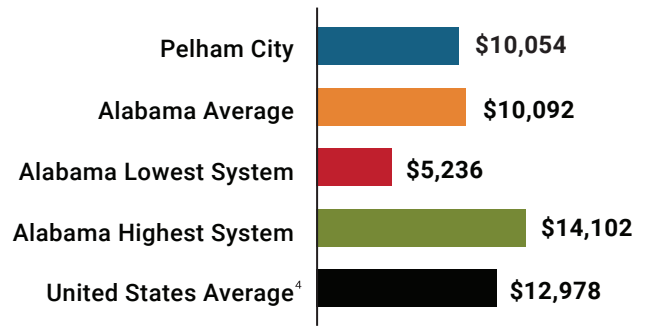
\$2,943,568
Cost of One Month's Operation/General Fund

3.22
Number of Months Reserve Balance

By the Numbers

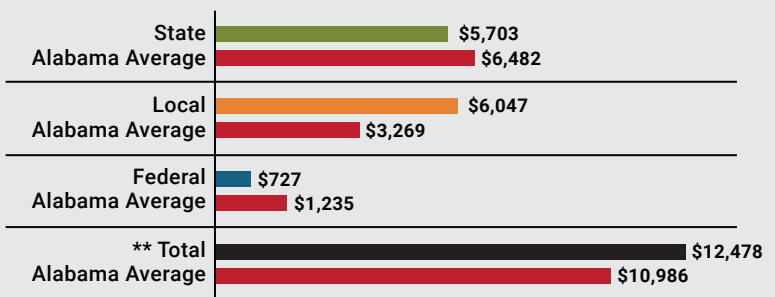
- Schools**¹ 4
- Students/ADM**² 3,292
- Free & Reduced Lunch** 37%
- Community Eligibility Program** 18%
- Number of Route Buses**³ 43
 - Buses 10 yrs. old or less 81%
 - Students Bused 1,865
- Full-Time Employees** 368
 - Teachers 202
 - Principals/Assistant Principals 9
 - Counselors 6
 - Librarians 4
 - Other Certified Employees 16
 - Support Personnel 131

Total Per-Pupil Expenditures (PPE)



Per-Pupil Revenue Sources

Pelham City Revenue Sources



129

STATE RANK

5

LOCAL RANK

124

FEDERAL RANK

OVERALL SYSTEM RANK 22

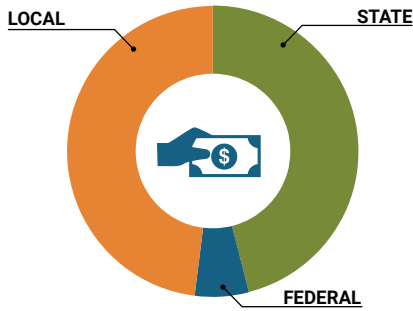
** Total Revenue Among 137 School Systems

¹ Schools with enrollment, including Alternative and Career Technical Education
² Average Daily Membership
³ Data collected in FY19 and used for FY21 funding
⁴ 2019-2020 NEA Rankings of the States

* THIS REPORT INCLUDES FISCAL YEAR 2019 DATA

School System Revenue

How was your school system funded?¹



\$18,777,937	STATE	46%
\$2,395,257	FEDERAL	6%
\$19,640,948	LOCAL	48%
— \$3,918,790	Local 10-Mill Match	
\$15,722,158	AVAILABLE LOCAL REVENUE	

VALUE OF 1-MILL For Your School System

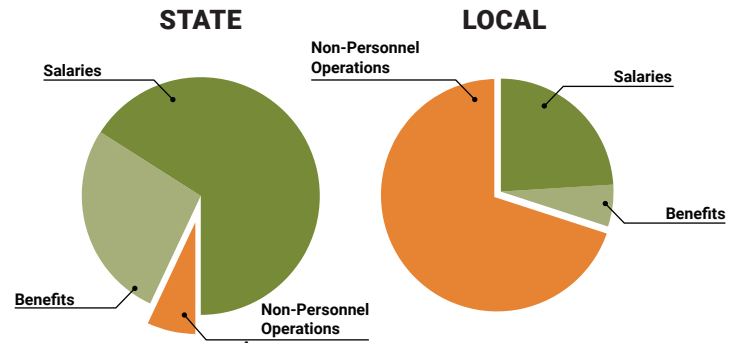
\$391,879

School System Spending

How did your school system spend state & local dollars?¹

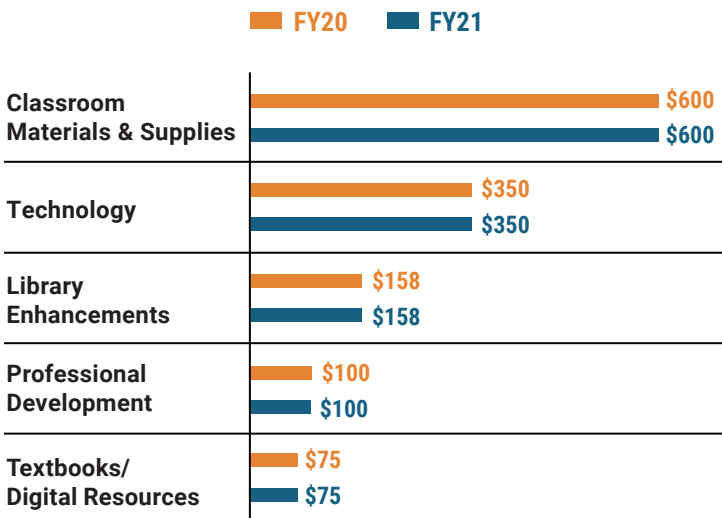
	STATE SPENDING ^{2,3}	LOCAL SPENDING ²
Salaries	\$14,097,543	\$2,141,694
Benefits	\$5,689,401	\$588,676
Non-Personnel Operations	\$1,485,396	\$6,468,607
TOTAL	\$21,272,339	\$9,198,977

¹ Revenues and expenditures may contain nominal variances
² Does not include debt service or capital outlay
³ Includes 10-mill match
⁴ Such as utilities, operations & maintenance, etc.

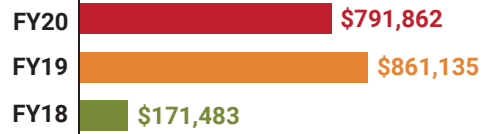


Only 7% of state funding is available for non-personnel expenditures⁴

Instructional Support



Educational Advancement & Technology Fund⁵



⁵ These one-time supplemental funds may be used for repairs and deferred maintenance, classroom instructional supplies, insurance for facilities, transportation, technology and school safety measures.

System Debt

TOTAL DEBT⁶	DEBT PER STUDENT
\$54,399,753	\$16,523

⁶ The debt totals in system audit reports may differ due to audit adjustments.



ALABAMA ASSOCIATION OF SCHOOL BOARDS

Sally Smith, J.D.
Executive Director

Lissa Tucker, J.D.
Director of Government Relations

43 South Jackson Street
Montgomery, Alabama 36104

1-800-562-0601 | AlabamaSchoolBoards.org

@AlaSchoolBoards Facebook.com/AlabamaSchoolBoards