

# OPP CITY

# SCHOOL SYSTEM SNAPSHOT: 2021 EDITION\*

P.O. Box 840 | Opp, AL 36467 | (334) 493-3173 x1107

**Superintendent**

Michael Smithart

**Board Members**

Dr. Lori Stanfield, Merrill Culverhouse, Dr. Walt Burgess, Andrew McCord,  
Dr. Katie Wyatt Fuller



**\$947,405**

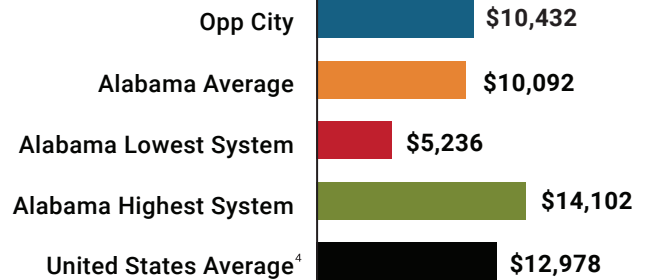
Cost of One Month's  
Operation/General Fund



**3.04**

Number of Months  
Reserve Balance

## Total Per-Pupil Expenditures (PPE)

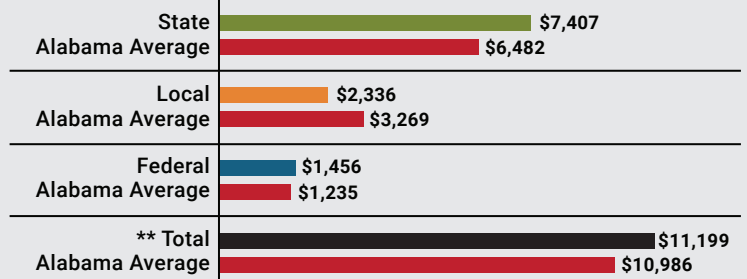


## By the Numbers

	<b>Schools<sup>1</sup></b>	3
	<b>Students/ADM<sup>2</sup></b>	1,253
	<b>Free &amp; Reduced Lunch</b>	59%
	<b>Community Eligibility Program</b>	44%
	<b>Number of Route Buses<sup>3</sup></b>	11
	Buses 10 yrs. old or less	100%
	Students Bused	545
	<b>Full-Time Employees</b>	168
	Teachers	84
	Principals/ Assistant Principals	5
	Counselors	3
	Librarians	3
	Other Certified Employees	5
	Support Personnel	68

## Per-Pupil Revenue Sources

### Opp City Revenue Sources



**22**

STATE  
RANK

**80**

LOCAL  
RANK

**52**

FEDERAL  
RANK

# OVERALL SYSTEM RANK 48

\*\* Total Revenue Among 137 School Systems

<sup>1</sup> Schools with enrollment, including Alternative and Career Technical Education

<sup>2</sup> Average Daily Membership

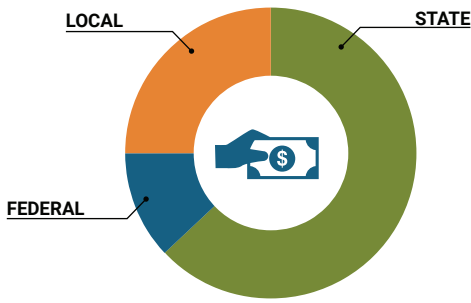
<sup>3</sup> Data collected in FY19 and used for FY21 funding

<sup>4</sup> 2019-2020 NEA Rankings of the States

\* THIS REPORT INCLUDES FISCAL YEAR 2019 DATA

# School System Revenue

## How was your school system funded?<sup>1</sup>



\$9,277,981	STATE	63%
\$1,823,768	FEDERAL	12%
\$3,698,076	LOCAL	25%
<b>\$384,620</b>	Local 10-Mill Match	
<b>\$3,313,456</b>	AVAILABLE LOCAL REVENUE	

### VALUE OF 1-MILL For Your School System

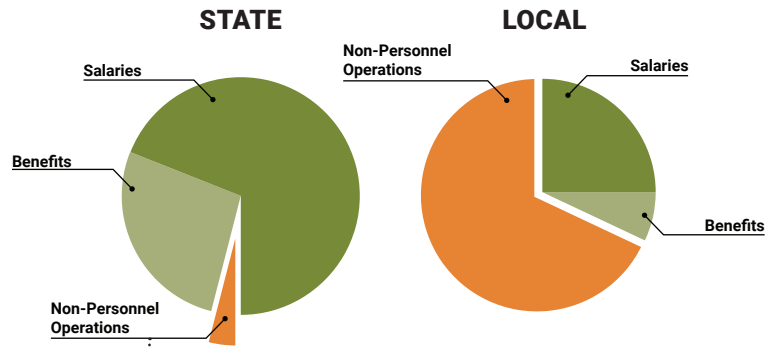
**\$38,462**

# School System Spending

## How did your school system spend state & local dollars?<sup>1</sup>

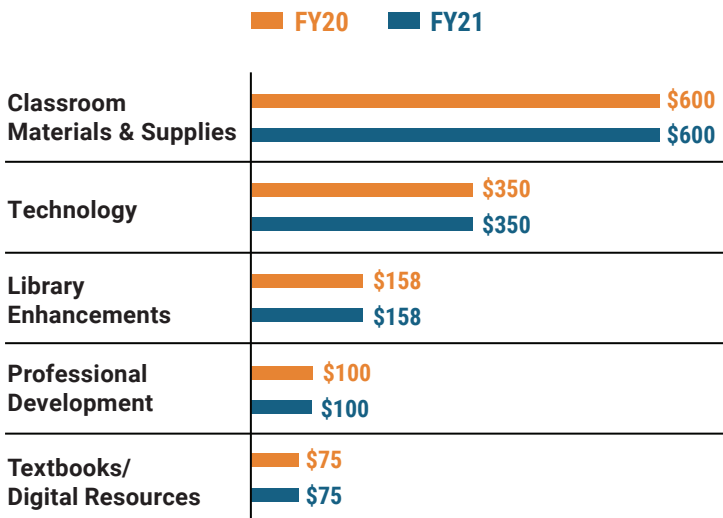
	STATE SPENDING <sup>2,3</sup>	LOCAL SPENDING <sup>2</sup>
Salaries	\$5,990,315	\$638,528
Benefits	\$2,370,532	\$175,253
Non-Personnel Operations	\$357,563	\$1,707,535
<b>TOTAL</b>	<b>\$8,718,410</b>	<b>\$2,521,316</b>

<sup>1</sup> Revenues and expenditures may contain nominal variances  
<sup>2</sup> Does not include debt service or capital outlay  
<sup>3</sup> Includes 10-mill match  
<sup>4</sup> Such as utilities, operations & maintenance, etc.

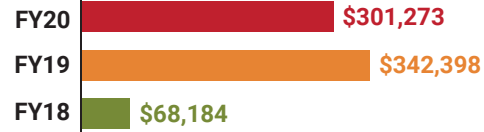


**Only 4% of state funding is available for non-personnel expenditures<sup>4</sup>**

# Instructional Support



# Educational Advancement & Technology Fund<sup>5</sup>



<sup>5</sup> These one-time supplemental funds may be used for repairs and deferred maintenance, classroom instructional supplies, insurance for facilities, transportation, technology and school safety measures.

# System Debt

<b>TOTAL DEBT<sup>6</sup></b>	<b>DEBT PER STUDENT</b>
<b>\$9,599,346</b>	<b>\$7,663</b>

<sup>6</sup> The debt totals in system audit reports may differ due to audit adjustments.



ALABAMA ASSOCIATION OF SCHOOL BOARDS

Sally Smith, J.D.  
Executive Director

Lissa Tucker, J.D.  
Director of Government Relations

43 South Jackson Street  
Montgomery, Alabama 36104

1-800-562-0601 | AlabamaSchoolBoards.org

@AlaSchoolBoards Facebook.com/AlabamaSchoolBoards