



ONEONTA CITY

SCHOOL SYSTEM SNAPSHOT: 2021 EDITION*

28370 State Hwy 75 | Oneonta, AL 35121 | (205) 543-1515

Superintendent

Daniel Smith

Board Members

Sharon Breaseale, Stephen C. Anderton, Patrick Adams, Ricky Hicks, Donald Maples



\$997,277

Cost of One Month's
Operation/General Fund



2.10

Number of Months
Reserve Balance

By the Numbers



Schools¹..... 3



Students/ADM²..... 1,504



Free & Reduced Lunch..... 41%
Community Eligibility Program..... 22%



Number of Route Buses³..... 10
Buses 10 yrs. old or less..... **80%**
Students Bused..... **545**



Full-Time Employees..... 150
Teachers..... **91**
Principals/
Assistant Principals..... **5**
Counselors..... **3**
Librarians..... **3**
Other Certified Employees..... **2**
Support Personnel..... **46**

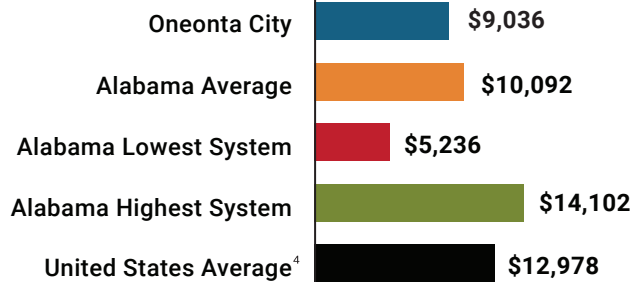
¹ Schools with enrollment, including Alternative and Career Technical Education

² Average Daily Membership

³ Data collected in FY19 and used for FY21 funding

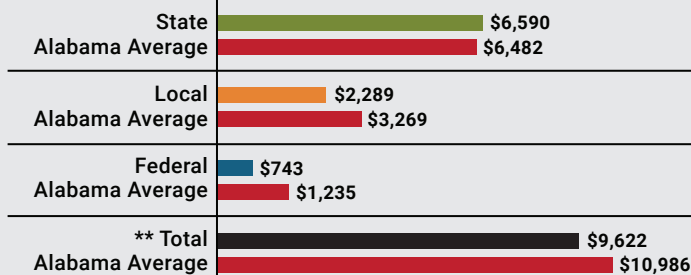
⁴ 2019-2020 NEA Rankings of the States

Total Per-Pupil Expenditures (PPE)



Per-Pupil Revenue Sources

Oneonta City Revenue Sources



87

STATE
RANK

85

LOCAL
RANK

122

FEDERAL
RANK

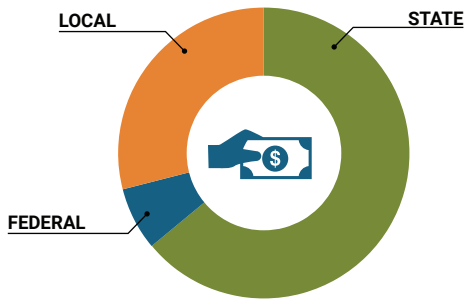
OVERALL SYSTEM RANK 130

** Total Revenue Among 137 School Systems

* THIS REPORT INCLUDES FISCAL YEAR 2019 DATA

School System Revenue

How was your school system funded?¹



\$9,912,716	STATE	64%
\$1,118,072	FEDERAL	7%
\$4,550,780	LOCAL	29%
\$696,090	Local 10-Mill Match	
\$3,854,690	AVAILABLE LOCAL REVENUE	

VALUE OF 1-MILL
For Your School System

\$69,609

School System Spending

How did your school system spend state & local dollars?¹

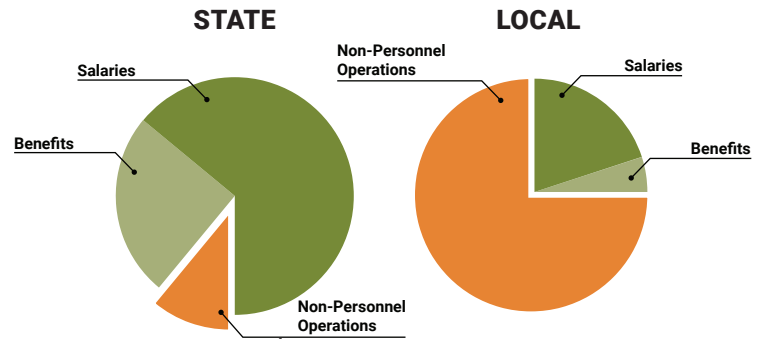
	STATE SPENDING ^{2,3}	LOCAL SPENDING ²
Salaries	\$6,271,976	\$532,162
Benefits	\$2,439,479	\$140,245
Non-Personnel Operations	\$1,090,498	\$2,037,548
TOTAL	\$9,801,953	\$2,709,956

¹ Revenues and expenditures may contain nominal variances

² Does not include debt service or capital outlay

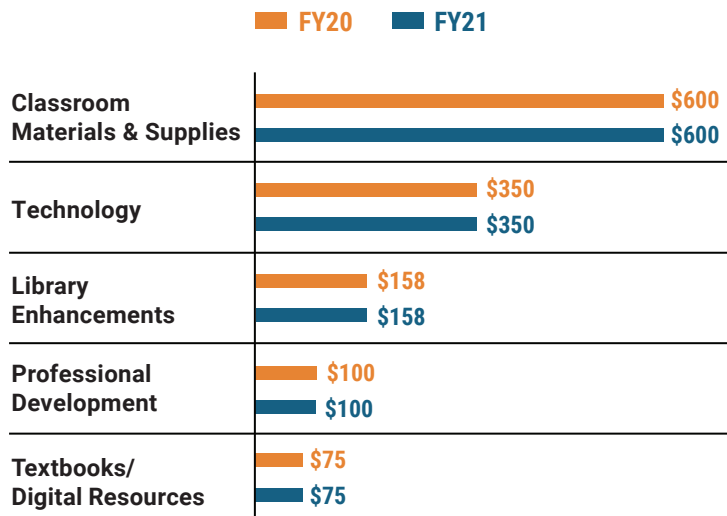
³ Includes 10-mill match

⁴ Such as utilities, operations & maintenance, etc.

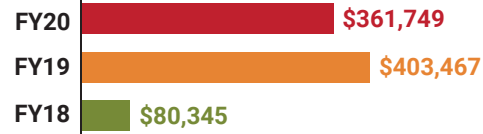


Only 11% of state funding is available for non-personnel expenditures⁴

Instructional Support



Educational Advancement & Technology Fund⁵



⁵ These one-time supplemental funds may be used for repairs and deferred maintenance, classroom instructional supplies, insurance for facilities, transportation, technology and school safety measures.

System Debt

TOTAL DEBT⁶	DEBT PER STUDENT
\$3,613,917	\$2,403

⁶ The debt totals in system audit reports may differ due to audit adjustments.



ALABAMA
ASSOCIATION OF
SCHOOL BOARDS

Sally Smith, J.D.
Executive Director

Lissa Tucker, J.D.
Director of Government Relations

43 South Jackson Street
Montgomery, Alabama 36104

1-800-562-0601 | AlabamaSchoolBoards.org

@AlaSchoolBoards Facebook.com/AlabamaSchoolBoards