



HOMWOOD CITY

SCHOOL SYSTEM SNAPSHOT: 2021 EDITION*

450 Dale Avenue | Homewood, AL 35209 | (205) 870-4203

Superintendent

Justin Hefner

Board Members

Charles R. Douthit, Justin Russell, Erin Stephenson, Judith D. Truitt, Jill Kimbrell

\$3,916,765
Cost of One Month's
Operation/General Fund

6.08
Number of Months
Reserve Balance

By the Numbers

	Schools ¹	5
	Students/ADM ²	4,278
	Free & Reduced Lunch.....	22%
	Community Eligibility Program.....	13%
	Number of Route Buses ³	2
	Buses 10 yrs. old or less.....	100%
	Students Bused.....	30
	Full-Time Employees.....	539
	Teachers.....	305
	Principals/ Assistant Principals.....	15
	Counselors.....	9
	Librarians.....	5
	Other Certified Employees.....	19
	Support Personnel.....	186

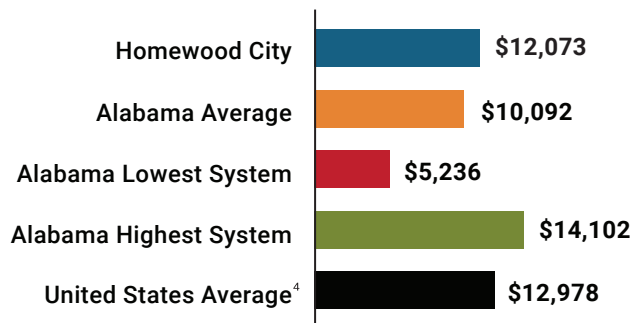
¹ Schools with enrollment, including Alternative and Career Technical Education

² Average Daily Membership

³ Data collected in FY19 and used for FY21 funding

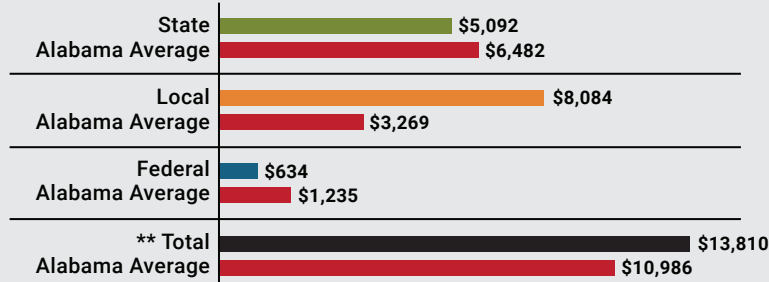
⁴ 2019-2020 NEA Rankings of the States

Total Per-Pupil Expenditures (PPE)



Per-Pupil Revenue Sources

Homewood City Revenue Sources



137
STATE
RANK

2
LOCAL
RANK

128
FEDERAL
RANK

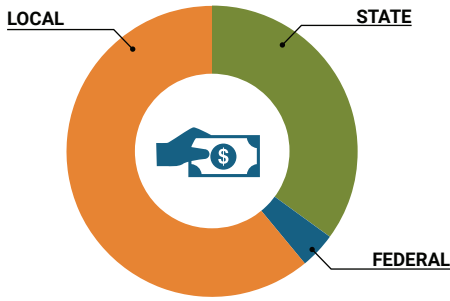
OVERALL SYSTEM RANK 6

** Total Revenue Among 137 School Systems

* THIS REPORT INCLUDES FISCAL YEAR 2019 DATA

School System Revenue

How was your school system funded?¹



\$21,783,082	STATE	35%
\$2,710,805	FEDERAL	4%
\$36,922,758	LOCAL	60%
— \$5,869,780	Local 10-Mill Match	
\$31,052,978	AVAILABLE LOCAL REVENUE	

VALUE OF 1-MILL For Your School System

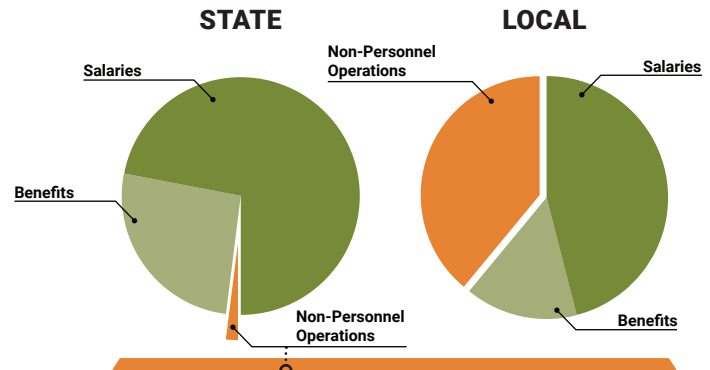


School System Spending

How did your school system spend state & local dollars?¹

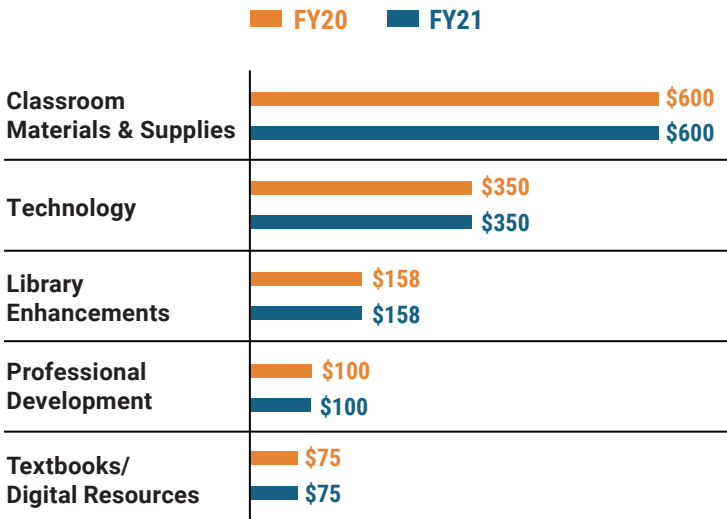
	STATE SPENDING ^{2,3}	LOCAL SPENDING ²
Salaries	\$18,190,124	\$11,404,889
Benefits	\$6,600,683	\$3,852,917
Non-Personnel Operations	\$620,262	\$9,872,025
TOTAL	\$25,411,068	\$25,129,831

¹ Revenues and expenditures may contain nominal variances
² Does not include debt service or capital outlay
³ Includes 10-mill match
⁴ Such as utilities, operations & maintenance, etc.

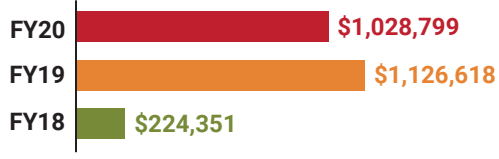


Only 2% of state funding is available for non-personnel expenditures⁴

Instructional Support



Educational Advancement & Technology Fund⁵



⁵ These one-time supplemental funds may be used for repairs and deferred maintenance, classroom instructional supplies, insurance for facilities, transportation, technology and school safety measures.

System Debt

TOTAL DEBT⁶	DEBT PER STUDENT
\$25,895,000	\$6,054

⁶ The debt totals in system audit reports may differ due to audit adjustments.



Sally Smith, J.D.
Executive Director

Lissa Tucker, J.D.
Director of Government Relations

43 South Jackson Street
Montgomery, Alabama 36104

1-800-562-0601 | AlabamaSchoolBoards.org

@AlaSchoolBoards Facebook.com/AlabamaSchoolBoards