



DEMOPOLIS CITY

SCHOOL SYSTEM SNAPSHOT: 2021 EDITION*

P.O. Drawer 759 | Demopolis, AL 36732 | (334) 289-1670


Superintendent

Kyle Kallhoff






Board Members

James H. Hurst, Jr., Carolyn W. Moore, Olen Kerby, Floy M. Mayberry, Conrad Murdock

 **\$1,487,010**
Cost of One Month's
Operation/General Fund

 **3.92**
Number of Months
Reserve Balance

By the Numbers

	Schools¹	4
	Students/ADM²	2,188
	Free & Reduced Lunch	53%
	Community Eligibility Program	43%
	Number of Route Buses³	2
	Buses 10 yrs. old or less.....	50%
	Students Bused.....	101
	Full-Time Employees	253
	Teachers.....	146
	Principals/ Assistant Principals.....	8
	Counselors.....	5
	Librarians.....	4
	Other Certified Employees.....	3
	Support Personnel.....	87

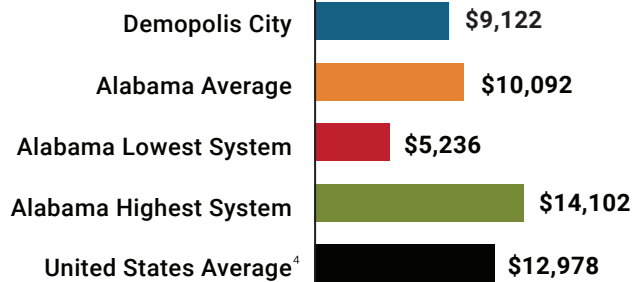
¹ Schools with enrollment, including Alternative and Career Technical Education

² Average Daily Membership

³ Data collected in FY19 and used for FY21 funding

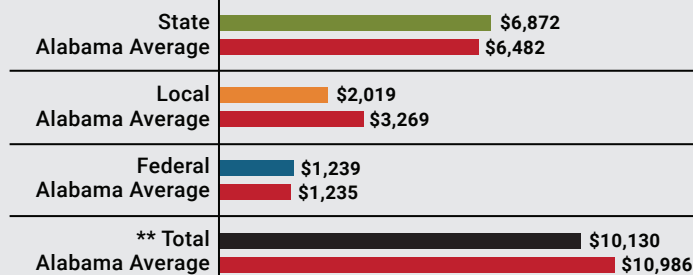
⁴ 2019-2020 NEA Rankings of the States

Total Per-Pupil Expenditures (PPE)



Per-Pupil Revenue Sources

Demopolis City Revenue Sources



65
STATE
RANK

102
LOCAL
RANK

78
FEDERAL
RANK

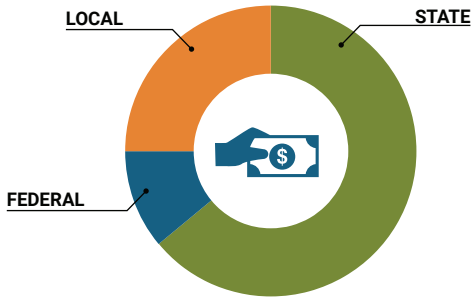
OVERALL SYSTEM RANK 107

** Total Revenue Among 137 School Systems

* THIS REPORT INCLUDES FISCAL YEAR 2019 DATA

School System Revenue

How was your school system funded?¹



\$15,032,612	STATE	64%
\$2,710,312	FEDERAL	11%
\$5,872,976	LOCAL	25%
\$816,020	Local 10-Mill Match	
\$5,056,956	AVAILABLE LOCAL REVENUE	

VALUE OF 1-MILL For Your School System

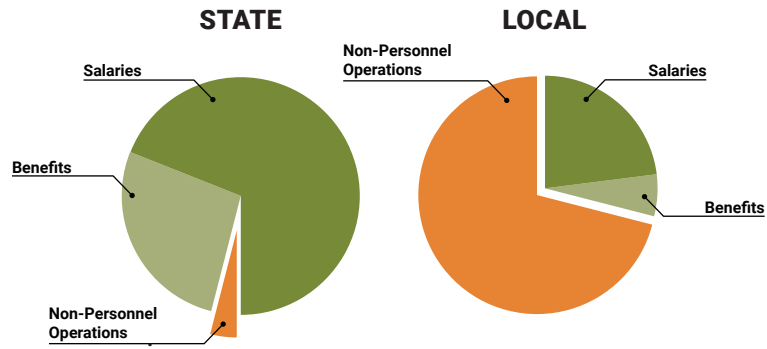
\$81,602

School System Spending

How did your school system spend state & local dollars?¹

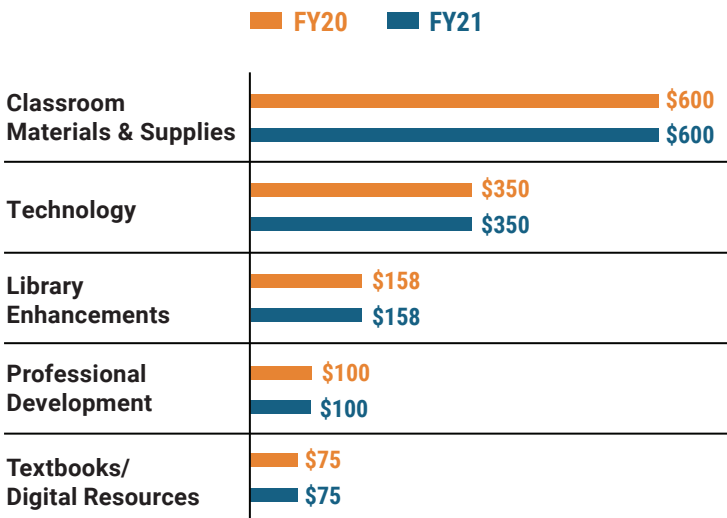
	STATE SPENDING ^{2,3}	LOCAL SPENDING ²
Salaries	\$9,735,096	\$834,505
Benefits	\$3,804,532	\$235,919
Non-Personnel Operations	\$593,702	\$2,635,107
TOTAL	\$14,133,330	\$3,705,531

¹ Revenues and expenditures may contain nominal variances
² Does not include debt service or capital outlay
³ Includes 10-mill match
⁴ Such as utilities, operations & maintenance, etc.

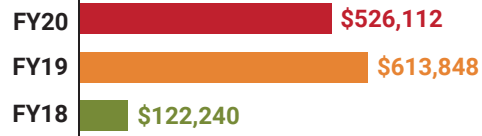


Only 4% of state funding is available for non-personnel expenditures⁴

Instructional Support



Educational Advancement & Technology Fund⁵



⁵ These one-time supplemental funds may be used for repairs and deferred maintenance, classroom instructional supplies, insurance for facilities, transportation, technology and school safety measures.

System Debt

TOTAL DEBT⁶	DEBT PER STUDENT
\$5,556,544	\$2,540

⁶ The debt totals in system audit reports may differ due to audit adjustments.



ALABAMA ASSOCIATION OF SCHOOL BOARDS

Sally Smith, J.D.
Executive Director

Lissa Tucker, J.D.
Director of Government Relations

43 South Jackson Street
Montgomery, Alabama 36104

1-800-562-0601 | AlabamaSchoolBoards.org

@AlaSchoolBoards Facebook.com/AlabamaSchoolBoards