



DALEVILLE CITY

SCHOOL SYSTEM SNAPSHOT: 2021 EDITION*

626 N. Daleville Avenue | Daleville, AL 36322 | (334) 598-2456 x2206

Superintendent

Dr. Lisa Stamps

Board Members

Barbara Davis, Richard D. McLin, Angelia Filmore, Debra Latremore, Steve Kirkland



\$731,776

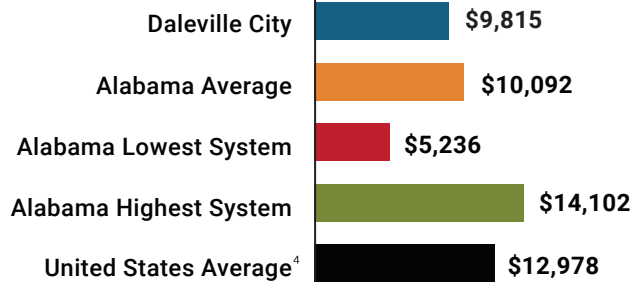
Cost of One Month's
Operation/General Fund



1.17

Number of Months
Reserve Balance

Total Per-Pupil Expenditures (PPE)



By the Numbers



Schools¹..... 2



Students/ADM²..... 1,050



Free & Reduced Lunch..... 74%
Community Eligibility Program..... 52%



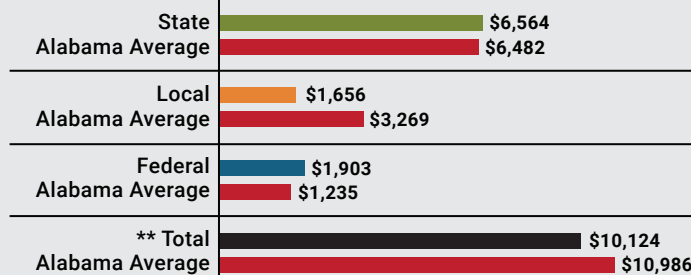
Number of Route Buses³..... 13
Buses 10 yrs. old or less..... **100%**
Students Bused..... **631**



Full-Time Employees..... 132
Teachers..... **64**
Principals/
Assistant Principals..... **4**
Counselors..... **2**
Librarians..... **2**
Other Certified Employees..... **8**
Support Personnel..... **52**

Per-Pupil Revenue Sources

Daleville City Revenue Sources



91
STATE
RANK

122
LOCAL
RANK

24
FEDERAL
RANK

OVERALL SYSTEM RANK 108

** Total Revenue Among 137 School Systems

¹ Schools with enrollment, including Alternative and Career Technical Education

² Average Daily Membership

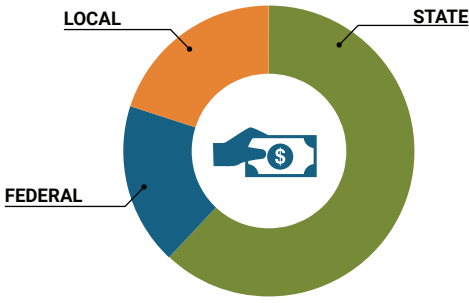
³ Data collected in FY19 and used for FY21 funding

⁴ 2019-2020 NEA Rankings of the States

* THIS REPORT INCLUDES FISCAL YEAR 2019 DATA

School System Revenue

How was your school system funded?¹



\$6,894,727	STATE	62%
\$1,999,083	FEDERAL	18%
\$2,161,502	LOCAL	20%
\$498,530	Local 10-Mill Match	
\$1,662,972	AVAILABLE LOCAL REVENUE	

VALUE OF 1-MILL For Your School System

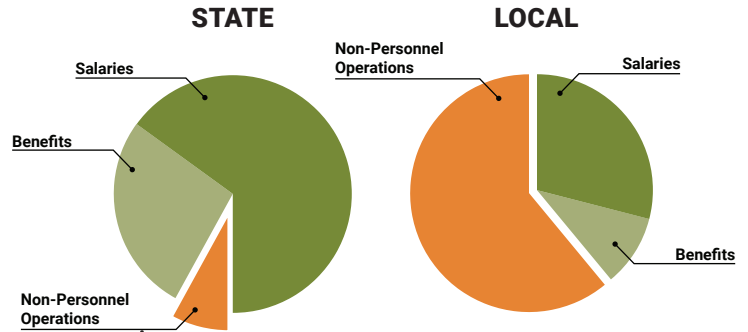


School System Spending

How did your school system spend state & local dollars?¹

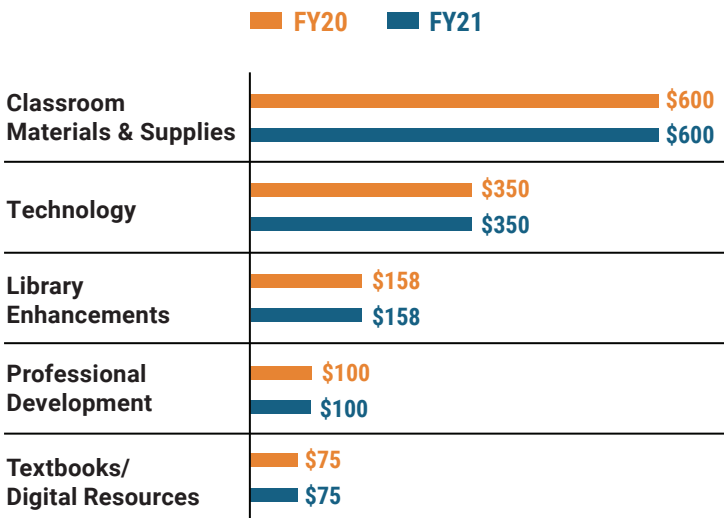
	STATE SPENDING ^{2,3}	LOCAL SPENDING ²
Salaries	\$4,427,095	\$543,380
Benefits	\$1,808,910	\$181,697
Non-Personnel Operations	\$570,065	\$1,136,844
TOTAL	\$6,806,070	\$1,861,920

¹ Revenues and expenditures may contain nominal variances
² Does not include debt service or capital outlay
³ Includes 10-mill match
⁴ Such as utilities, operations & maintenance, etc.

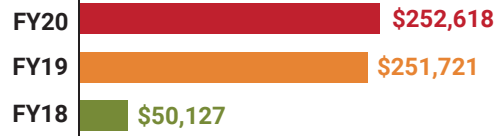


Only 8% of state funding is available for non-personnel expenditures⁴

Instructional Support



Educational Advancement & Technology Fund⁵



⁵ These one-time supplemental funds may be used for repairs and deferred maintenance, classroom instructional supplies, insurance for facilities, transportation, technology and school safety measures.

System Debt

TOTAL DEBT⁶	DEBT PER STUDENT
\$8,270,075	\$7,874

⁶ The debt totals in system audit reports may differ due to audit adjustments.



Sally Smith, J.D.
Executive Director

Lissa Tucker, J.D.
Director of Government Relations

43 South Jackson Street
Montgomery, Alabama 36104

1-800-562-0601 | AlabamaSchoolBoards.org

@AlaSchoolBoards | [Facebook.com/AlabamaSchoolBoards](https://www.facebook.com/AlabamaSchoolBoards)