

# BOAZ CITY

## SCHOOL SYSTEM SNAPSHOT: 2021 EDITION\*


126 Newt Parker Drive | Boaz, AL 35957 | (256) 593-8180

Superintendent

Dr. Todd Haynie






Board Members

Rhonda W. Smith, Chad W. Cofield, James R. Thompson, Jesse R. Morton, Brett A. Johnson

 **\$1,744,904**  
Cost of One Month's  
Operation/General Fund

 **3.08**  
Number of Months  
Reserve Balance

### By the Numbers

	Schools <sup>1</sup> .....	5
	Students/ADM <sup>2</sup> .....	2,339
	Free & Reduced Lunch.....	69%
	Community Eligibility Program.....	42%
	Number of Route Buses <sup>3</sup> .....	21
	Buses 10 yrs. old or less.....	38%
	Students Bused.....	1,201
	Full-Time Employees.....	283
	Teachers.....	147
	Principals/ Assistant Principals.....	8
	Counselors.....	6
	Librarians.....	5
	Other Certified Employees.....	10
	Support Personnel.....	107

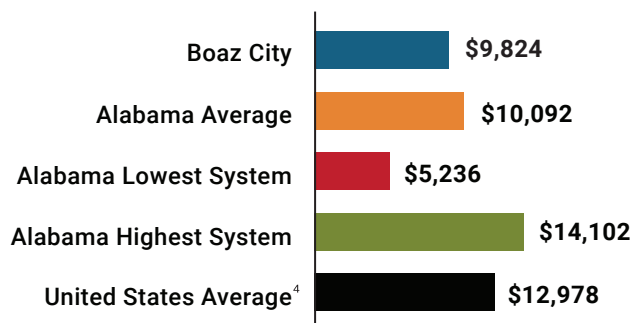
<sup>1</sup> Schools with enrollment, including Alternative and Career Technical Education

<sup>2</sup> Average Daily Membership

<sup>3</sup> Data collected in FY19 and used for FY21 funding

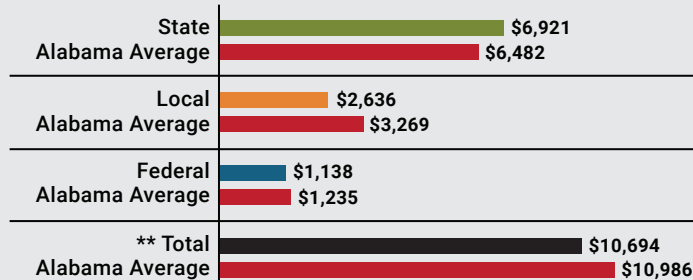
<sup>4</sup> 2019-2020 NEA Rankings of the States

### Total Per-Pupil Expenditures (PPE)



### Per-Pupil Revenue Sources

#### Boaz City Revenue Sources



**61**  
STATE  
RANK

**61**  
LOCAL  
RANK

**90**  
FEDERAL  
RANK

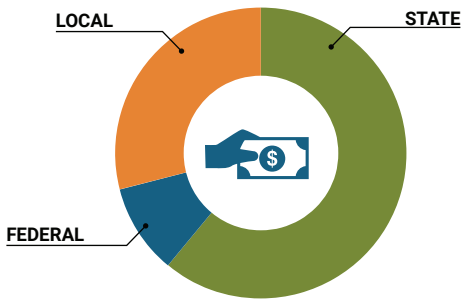
## OVERALL SYSTEM RANK 79

\*\* Total Revenue Among 137 School Systems

\* THIS REPORT INCLUDES FISCAL YEAR 2019 DATA

# School System Revenue

## How was your school system funded?<sup>1</sup>



\$16,185,451	STATE	61%
\$2,662,134	FEDERAL	10%
\$7,635,777	LOCAL	29%
<b>\$918,670</b>	Local 10-Mill Match	
<b>\$6,717,107</b>	AVAILABLE LOCAL REVENUE	

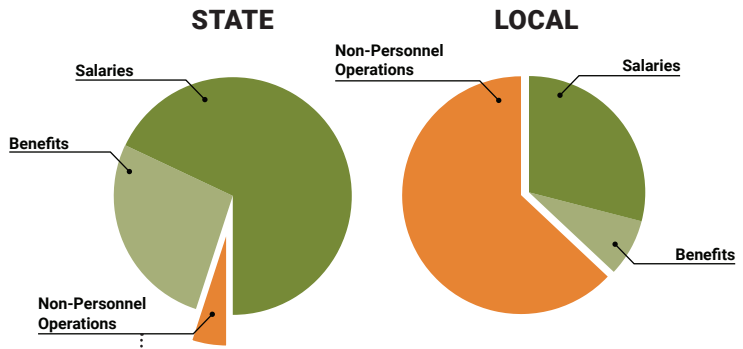
### VALUE OF 1-MILL For Your School System



# School System Spending

## How did your school system spend state & local dollars?<sup>1</sup>

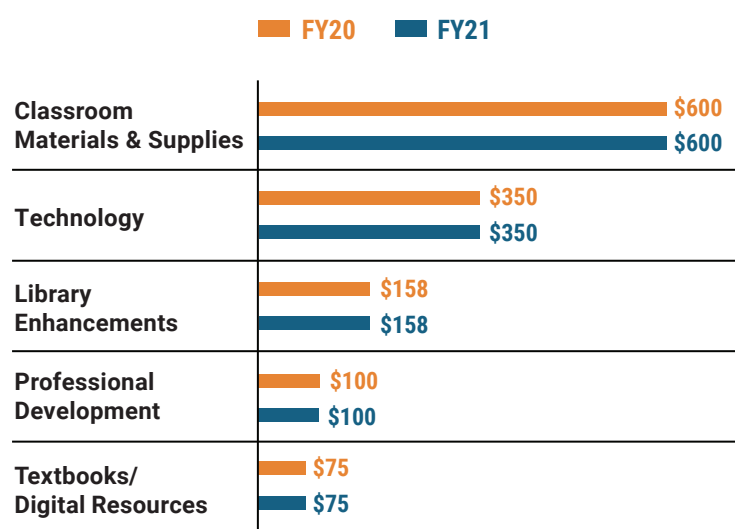
	STATE SPENDING <sup>2,3</sup>	LOCAL SPENDING <sup>2</sup>
Salaries	\$10,515,598	\$1,429,554
Benefits	\$4,234,848	\$388,225
Non-Personnel Operations	\$670,795	\$3,168,255
<b>TOTAL</b>	<b>\$15,421,240</b>	<b>\$4,986,034</b>



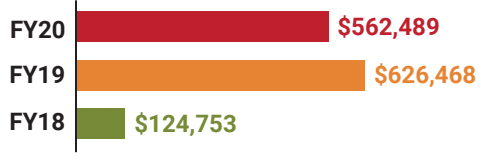
**Only 4% of state funding is available for non-personnel expenditures<sup>4</sup>**

<sup>1</sup> Revenues and expenditures may contain nominal variances  
<sup>2</sup> Does not include debt service or capital outlay  
<sup>3</sup> Includes 10-mill match  
<sup>4</sup> Such as utilities, operations & maintenance, etc.

# Instructional Support



# Educational Advancement & Technology Fund<sup>5</sup>



<sup>5</sup> These one-time supplemental funds may be used for repairs and deferred maintenance, classroom instructional supplies, insurance for facilities, transportation, technology and school safety measures.

# System Debt

<b>TOTAL DEBT<sup>6</sup></b>	<b>DEBT PER STUDENT</b>
<b>\$17,633,834</b>	<b>\$7,593</b>

<sup>6</sup> The debt totals in system audit reports may differ due to audit adjustments.



**Sally Smith, J.D.**  
Executive Director

**Lissa Tucker, J.D.**  
Director of Government Relations

43 South Jackson Street  
Montgomery, Alabama 36104

1-800-562-0601 | [AlabamaSchoolBoards.org](http://AlabamaSchoolBoards.org)

@AlaSchoolBoards | [Facebook.com/AlabamaSchoolBoards](https://www.facebook.com/AlabamaSchoolBoards)