



BIRMINGHAM CITY

SCHOOL SYSTEM SNAPSHOT: 2021 EDITION*


2015 Park Place N. | Birmingham, AL 35203 | (205) 231-4220

Superintendent

Dr. Mark Sullivan

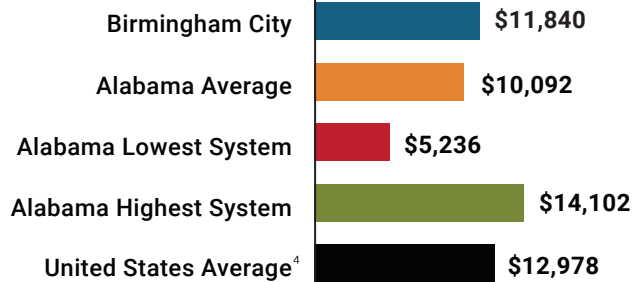
Board Members

Dr. Douglas Ragland, Sandra Brown, Daagye Hendricks, Cheri Gardner, Patricia S. McAdory, Sonja Smith, Teresa Michal, Mary Boehm, Michael Millsap, Jr.







 **\$18,889,042**
Cost of One Month's
Operation/General Fund

 **4.21**
Number of Months
Reserve Balance

Total Per-Pupil Expenditures (PPE)

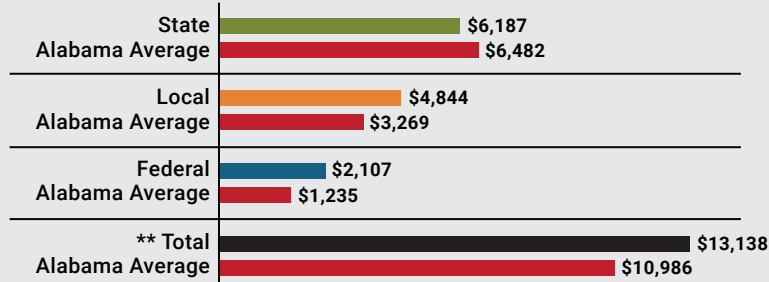


By the Numbers

 Schools¹	43
 Students/ADM²	22,511
 Free & Reduced Lunch	65%
 Community Eligibility Program	70%
 Number of Route Buses³	134
Buses 10 yrs. old or less.....	100%
Students Bused.....	5,473
 Full-Time Employees	2,747
Teachers.....	1,545
Principals/ Assistant Principals.....	87
Counselors.....	57
Librarians.....	43
Other Certified Employees.....	110
Support Personnel.....	905

Per-Pupil Revenue Sources

Birmingham City Revenue Sources



121
STATE
RANK

11
LOCAL
RANK

19
FEDERAL
RANK

OVERALL SYSTEM RANK 11

** Total Revenue Among 137 School Systems

¹ Schools with enrollment, including Alternative and Career Technical Education

² Average Daily Membership

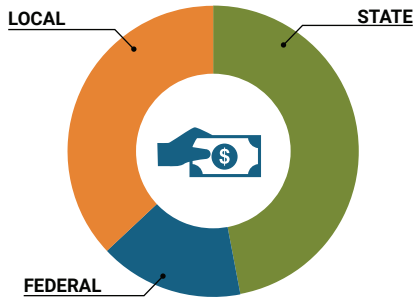
³ Data collected in FY19 and used for FY21 funding

⁴ 2019-2020 NEA Rankings of the States

* THIS REPORT INCLUDES FISCAL YEAR 2019 DATA

School System Revenue

How was your school system funded?¹



\$139,280,039	STATE	47%
\$47,427,539	FEDERAL	16%
\$112,268,048	LOCAL	38%
— \$24,755,310	Local 10-Mill Match	
\$87,512,738	AVAILABLE LOCAL REVENUE	

VALUE OF 1-MILL
For Your School System

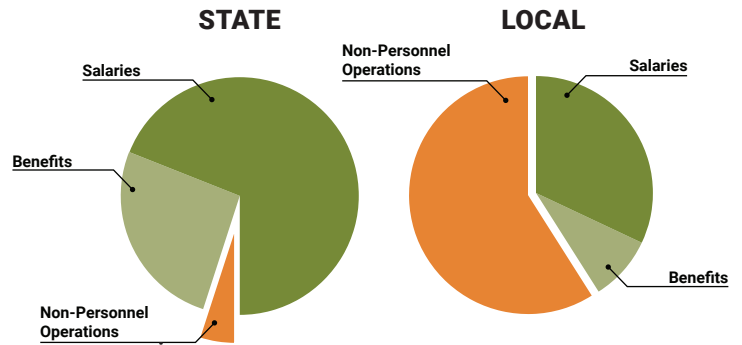
\$2,475,531

School System Spending

How did your school system spend state & local dollars?¹

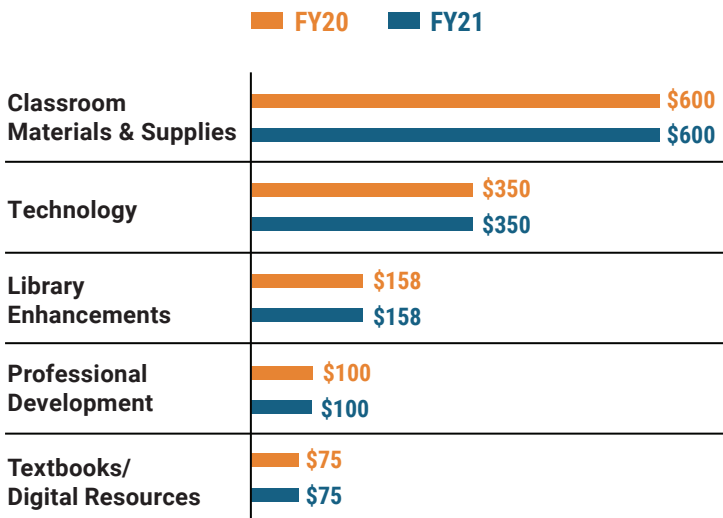
	STATE SPENDING ^{2,3}	LOCAL SPENDING ²
Salaries	\$106,869,869	\$23,685,969
Benefits	\$40,179,237	\$6,733,845
Non-Personnel Operations	\$6,767,613	\$43,153,042
TOTAL	\$153,816,719	\$73,572,855

¹ Revenues and expenditures may contain nominal variances
² Does not include debt service or capital outlay
³ Includes 10-mill match
⁴ Such as utilities, operations & maintenance, etc.

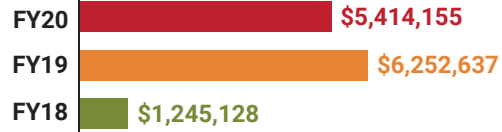


Only 4% of state funding is available for non-personnel expenditures⁴

Instructional Support



Educational Advancement & Technology Fund⁵



⁵ These one-time supplemental funds may be used for repairs and deferred maintenance, classroom instructional supplies, insurance for facilities, transportation, technology and school safety measures.

System Debt

TOTAL DEBT⁶	DEBT PER STUDENT
\$8,711,311	\$493

⁶ The debt totals in system audit reports may differ due to audit adjustments.



ALABAMA
ASSOCIATION OF
SCHOOL BOARDS

Sally Smith, J.D.
Executive Director

Lissa Tucker, J.D.
Director of Government Relations

43 South Jackson Street
Montgomery, Alabama 36104

1-800-562-0601 | AlabamaSchoolBoards.org

@AlaSchoolBoards Facebook.com/AlabamaSchoolBoards