



# ALEXANDER CITY

## SCHOOL SYSTEM SNAPSHOT: 2021 EDITION\*

375 Lee Street | Alexander City, AL 35010 | (256) 234-5074


Superintendent

Dr. Keith Lankford






Board Members

Michael D. Ransaw, Kelly W. Waldrop, Denise Bates, Dr. Chante' Ruffin, Kevin Speaks

 **\$2,133,086**  
Cost of One Month's  
Operation/General Fund

 **4.05**  
Number of Months  
Reserve Balance

### By the Numbers

	Schools <sup>1</sup> .....	5
	Students/ADM <sup>2</sup> .....	2,976
	Free & Reduced Lunch.....	62%
	Community Eligibility Program.....	48%
	Number of Route Buses <sup>3</sup> .....	24
	Buses 10 yrs. old or less.....	100%
	Students Bused.....	2,388
	Full-Time Employees.....	333
	Teachers.....	207
	Principals/ Assistant Principals.....	12
	Counselors.....	8
	Librarians.....	5
	Other Certified Employees.....	11
	Support Personnel.....	90

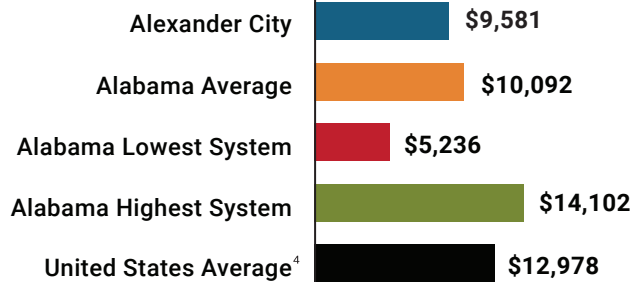
<sup>1</sup> Schools with enrollment, including Alternative and Career Technical Education

<sup>2</sup> Average Daily Membership

<sup>3</sup> Data collected in FY19 and used for FY21 funding

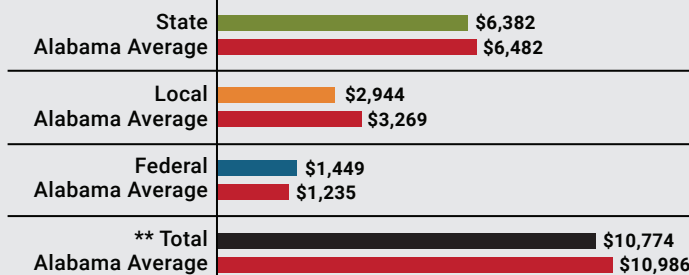
<sup>4</sup> 2019-2020 NEA Rankings of the States

### Total Per-Pupil Expenditures (PPE)



### Per-Pupil Revenue Sources

#### Alexander City Revenue Sources



**104**  
STATE  
RANK

**50**  
LOCAL  
RANK

**54**  
FEDERAL  
RANK

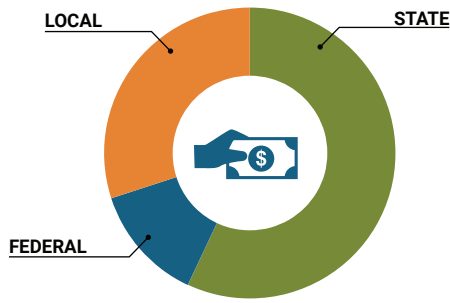
## OVERALL SYSTEM RANK 74

\*\* Total Revenue Among 137 School Systems

\* THIS REPORT INCLUDES FISCAL YEAR 2019 DATA

# School System Revenue

## How was your school system funded?<sup>1</sup>



\$18,989,305	STATE	57%
\$4,310,592	FEDERAL	13%
\$10,121,180	LOCAL	30%
— \$2,363,680	Local 10-Mill Match	
<b>\$7,757,500</b>	<b>AVAILABLE LOCAL REVENUE</b>	

### VALUE OF 1-MILL For Your School System

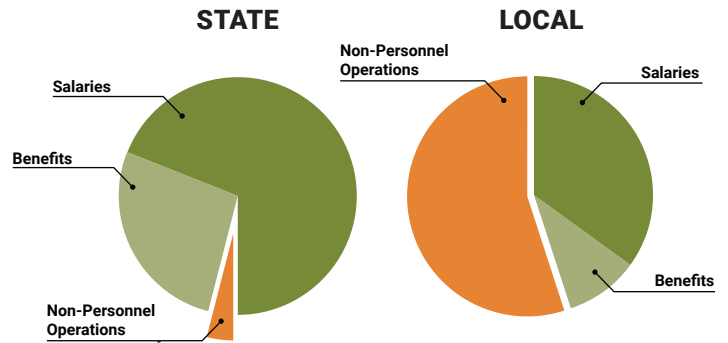
**\$236,368**

# School System Spending

## How did your school system spend state & local dollars?<sup>1</sup>

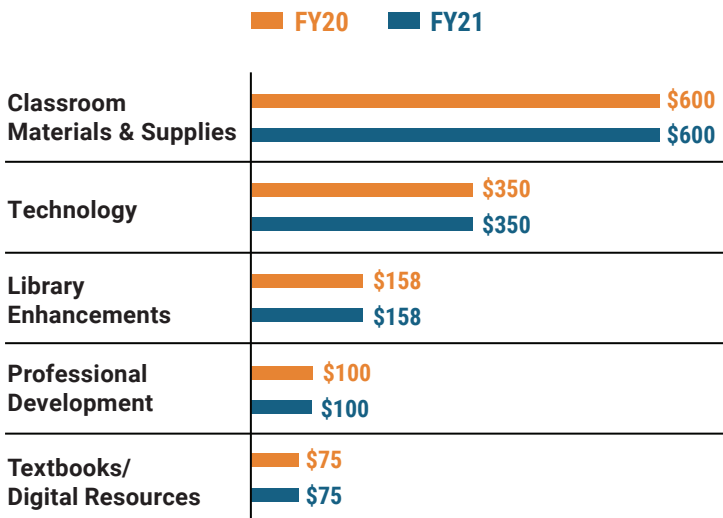
	STATE SPENDING <sup>2,3</sup>	LOCAL SPENDING <sup>2</sup>
Salaries	\$13,645,245	\$1,988,745
Benefits	\$5,380,297	\$542,982
Non-Personnel Operations	\$892,807	\$3,076,397
<b>TOTAL</b>	<b>\$19,918,349</b>	<b>\$5,608,125</b>

- <sup>1</sup> Revenues and expenditures may contain nominal variances
- <sup>2</sup> Does not include debt service or capital outlay
- <sup>3</sup> Includes 10-mill match
- <sup>4</sup> Such as utilities, operations & maintenance, etc.

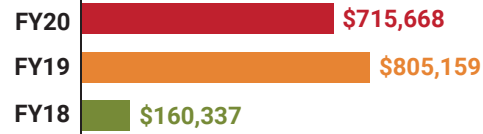


**Only 4% of state funding is available for non-personnel expenditures<sup>4</sup>**

# Instructional Support



# Educational Advancement & Technology Fund<sup>5</sup>



<sup>5</sup> These one-time supplemental funds may be used for repairs and deferred maintenance, classroom instructional supplies, insurance for facilities, transportation, technology and school safety measures.

# System Debt

<b>TOTAL DEBT<sup>6</sup></b>	<b>DEBT PER STUDENT</b>
<b>\$6,780,399</b>	<b>\$2,279</b>

<sup>6</sup> The debt totals in system audit reports may differ due to audit adjustments.



ALABAMA ASSOCIATION OF SCHOOL BOARDS

Sally Smith, J.D.  
Executive Director

Lissa Tucker, J.D.  
Director of Government Relations

43 South Jackson Street  
Montgomery, Alabama 36104

1-800-562-0601 | [AlabamaSchoolBoards.org](http://AlabamaSchoolBoards.org)

[@AlaSchoolBoards](https://twitter.com/AlaSchoolBoards) [f Facebook.com/AlabamaSchoolBoards](https://facebook.com/AlabamaSchoolBoards)