



TARRANT CITY






SCHOOL SYSTEM SNAPSHOT: 2020 EDITION*

1318 Alabama Street | Tarrant, AL 35217 | (205) 849-3703

Superintendent | Dr. Shelly Mize

Board Members | Debbie Hall, Bruce E. Grant, Allen Bailey, Sheaka Collins, Jesus G. Mendez

By the Numbers

	Schools¹	3
	Students/ADM²	1,150
	Free & Reduced Lunch	60%
	Community Eligibility Program	67%
	Number of Route Buses³	9
	State-Funded Buses ⁴	100%
	Students Bused	405
	Full-Time Employees	144
	Teachers	70
	Principals/ Assistant Principals	6
	Counselors	2
	Librarians	3
	Other Certified Employees	8
	Support Personnel	55

¹ Schools with enrollment, including Alternative and Career Technical Education

² Average Daily Membership

³ Data collected in FY16 and used for FY18 funding

⁴ Percent of school system bus fleet renewal eligible for state funding

⁵ Calculation excludes Transportation Fleet Renewal and Public School Fund Capital Outlay

⁶ 2017-2018 NEA Rankings of the States



\$873,167

Cost of One Month's
Operation⁵

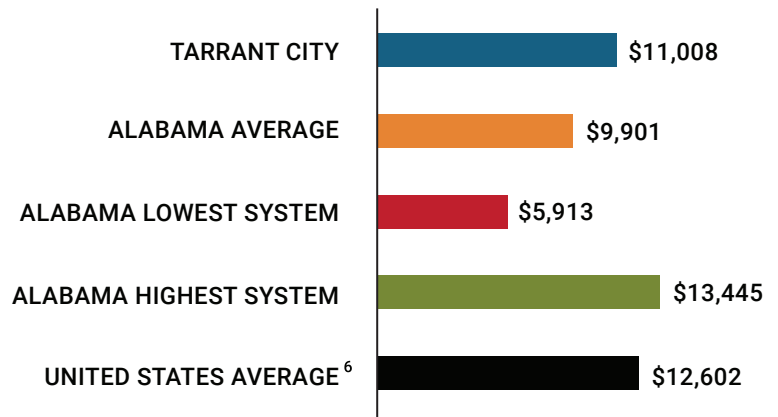


0.98

Number of Months
Reserve Balance

Compare Your School System

Total Per-Pupil Expenditures (PPE)



Tarrant City

Per Pupil Expenditures

Federal PPE Rank **11**

State PPE Rank **55**

Local PPE Rank **42**

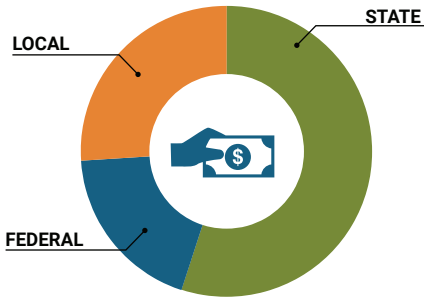


Per Pupil Expenditures among 137 systems

OVERALL SYSTEM RANK 23

School System Revenue

How was your school system funded?¹



\$7,244,986	STATE	55%
\$2,448,449	FEDERAL	19%
\$3,427,874	LOCAL	26%
— \$743,090	Local 10-Mill Match	
\$2,684,784	AVAILABLE LOCAL REVENUE	

VALUE OF 1-MILL For Your School System

\$74,309

School System Spending

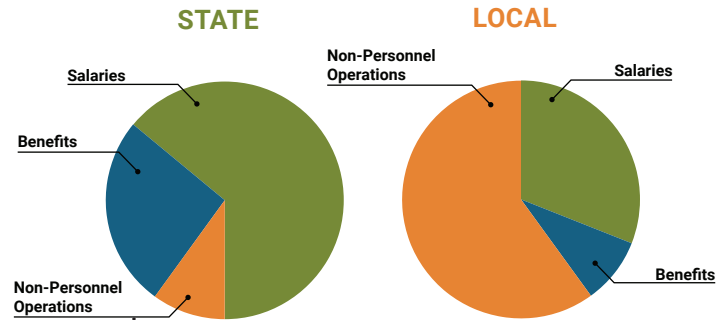
How did your school system spend state & local dollars?¹

	STATE SPENDING ^{2,3}	LOCAL SPENDING ²
Salaries	\$4,979,872	\$853,292
Benefits	\$1,996,558	\$240,038
Non-Personnel Operations	\$793,042	\$1,634,720
TOTAL	\$7,769,472	\$2,728,051

¹ Revenues and expenditures may contain nominal variances

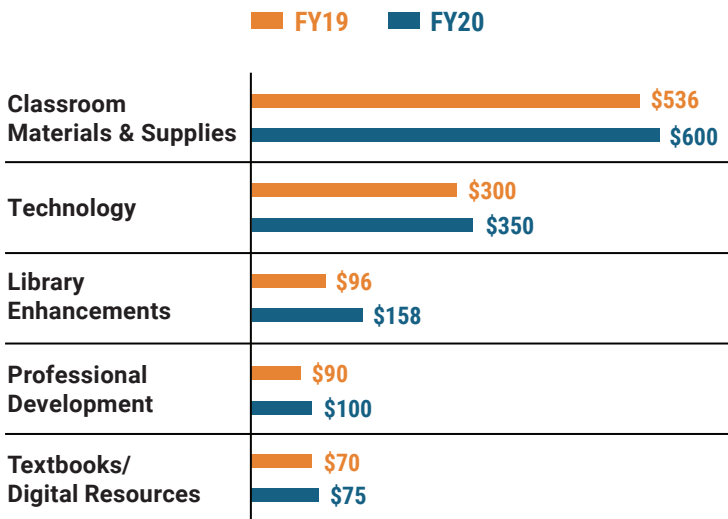
² Does not include debt service or capital outlay

³ Includes 10-mill match

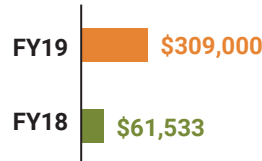


Only 10% of state funding goes to Non-Personnel Operations

Instructional Support



Educational Advancement & Technology Fund⁴



⁴ These one-time supplemental funds may be used for repairs and deferred maintenance, classroom instructional supplies, insurance for facilities, transportation, technology and school safety measures.

System Debt

TOTAL DEBT⁵
\$5,004,509

DEBT PER STUDENT
\$4,353

⁵ The debt totals in system audit reports may differ due to audit adjustments



ALABAMA
ASSOCIATION OF
SCHOOL BOARDS

Sally Smith, J.D.
Executive Director

Lissa Tucker, J.D.
Director of Government Relations

43 South Jackson Street
Montgomery, Alabama 36104

1-800-562-0601 | AlabamaSchoolBoards.org

[@AlaSchoolBoards](https://twitter.com/AlaSchoolBoards) [Facebook.com/AlabamaSchoolBoards](https://facebook.com/AlabamaSchoolBoards)