



JASPER CITY






SCHOOL SYSTEM SNAPSHOT: 2020 EDITION*

P.O. Box 500 | Jasper, AL 35502 | (205) 384-6880, Ext. 68010

Superintendent Dr. Ann G. Jackson

Board Members Willie Moore, III, Teresa Sherer, Mary Beth Barber, Scott Thornley, Walker Wilson

By the Numbers

	Schools¹	5
	Students/ADM²	2,694
	Free & Reduced Lunch	49%
	Community Eligibility Program	33%
	Number of Route Buses³	15
	State-Funded Buses ⁴	93%
	Students Bused	878
	Full-Time Employees	317
	Teachers	177
	Principals/ Assistant Principals	10
	Counselors	7
	Librarians	5
	Other Certified Employees	8
	Support Personnel	110

¹ Schools with enrollment, including Alternative and Career Technical Education
² Average Daily Membership
³ Data collected in FY16 and used for FY18 funding
⁴ Percent of school system bus fleet renewal eligible for state funding
⁵ Calculation excludes Transportation Fleet Renewal and Public School Fund Capital Outlay
⁶ 2017-2018 NEA Rankings of the States



\$1,830,274

Cost of One Month's Operation⁵

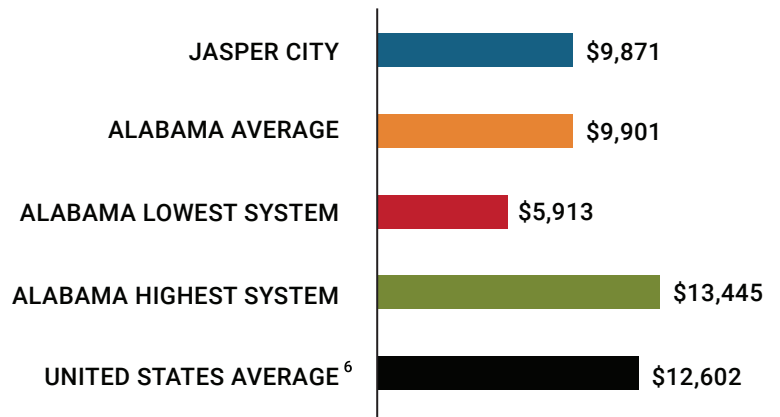


5.00

Number of Months Reserve Balance

Compare Your School System

Total Per-Pupil Expenditures (PPE)



Jasper City

Per Pupil Expenditures

Federal PPE Rank **102**

State PPE Rank **102**

Local PPE Rank **25**



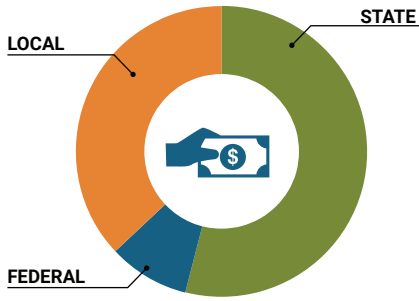
Per Pupil Expenditures among 137 systems

OVERALL SYSTEM RANK 61

* THIS REPORT INCLUDES FISCAL YEAR 2018 DATA

School System Revenue

How was your school system funded?¹



\$15,619,741	STATE	54%
\$2,675,885	FEDERAL	9%
\$10,711,008	LOCAL	37%
— \$1,867,790	Local 10-Mill Match	
\$8,843,218	AVAILABLE LOCAL REVENUE	

VALUE OF 1-MILL
For Your School System

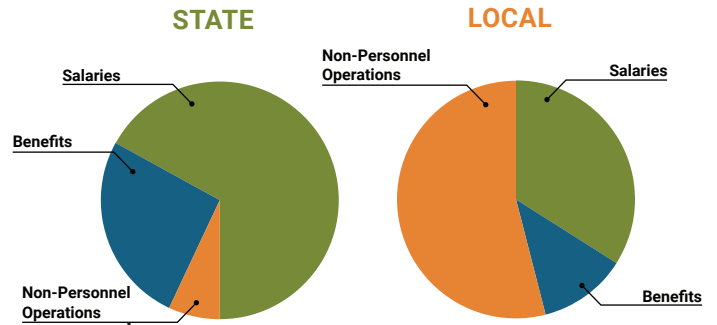
\$186,779

School System Spending

How did your school system spend state & local dollars?¹

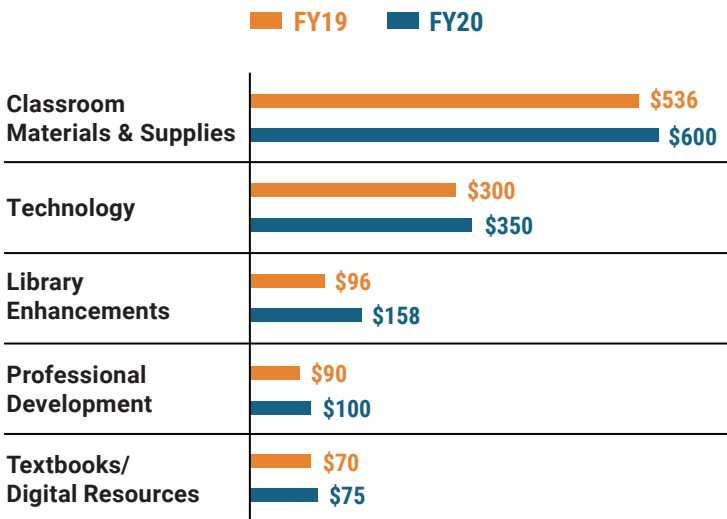
	STATE SPENDING ^{2,3}	LOCAL SPENDING ²
Salaries	\$11,085,782	\$2,425,413
Benefits	\$4,327,090	\$870,891
Non-Personnel Operations	\$1,229,544	\$3,849,458
TOTAL	\$16,642,416	\$7,145,762

¹ Revenues and expenditures may contain nominal variances
² Does not include debt service or capital outlay
³ Includes 10-mill match

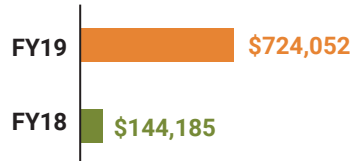


Only 7% of state funding goes to Non-Personnel Operations

Instructional Support



Educational Advancement & Technology Fund⁴



⁴ These one-time supplemental funds may be used for repairs and deferred maintenance, classroom instructional supplies, insurance for facilities, transportation, technology and school safety measures.

System Debt

TOTAL DEBT⁵
\$6,844,314

DEBT PER STUDENT
\$2,541

⁵ The debt totals in system audit reports may differ due to audit adjustments



ALABAMA
ASSOCIATION OF
SCHOOL BOARDS

Sally Smith, J.D.
Executive Director

Lissa Tucker, J.D.
Director of Government Relations

43 South Jackson Street
Montgomery, Alabama 36104

1-800-562-0601 | AlabamaSchoolBoards.org

@AlaSchoolBoards Facebook.com/AlabamaSchoolBoards