



ST. CLAIR COUNTY






SCHOOL SYSTEM SNAPSHOT: 2020 EDITION*

410 Roy Drive | Ashville, AL 35953 | (205) 594-7131

Superintendent | Mike Howard

Board Members | Scott Suttle, Marie Manning, Allison Gray, Dr. Mike Hobbs, Bill Morris, Randy Thompson, Nickie Vanpelt

By the Numbers

	Schools¹	19
	Students/ADM²	9,034
	Free & Reduced Lunch	46%
	Community Eligibility Program	28%
	Number of Route Buses³	95
	State-Funded Buses ⁴	67%
	Students Bused	4,800
	Full-Time Employees	1,032
	Teachers	545
	Principals/ Assistant Principals	34
	Counselors	23
	Librarians	17
	Other Certified Employees	28
	Support Personnel	385

¹ Schools with enrollment, including Alternative and Career Technical Education
² Average Daily Membership
³ Data collected in FY16 and used for FY18 funding
⁴ Percent of school system bus fleet renewal eligible for state funding
⁵ Calculation excludes Transportation Fleet Renewal and Public School Fund Capital Outlay
⁶ 2017-2018 NEA Rankings of the States



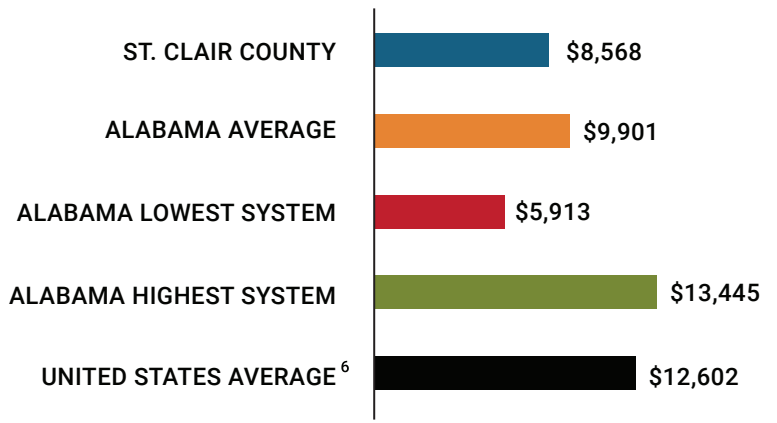
\$5,682,419
 Cost of One Month's
 Operation⁵



1.05
 Number of Months
 Reserve Balance

Compare Your School System

Total Per-Pupil Expenditures (PPE)



St. Clair County

Per Pupil Expenditures

Federal PPE Rank **88**

State PPE Rank **103**

Local PPE Rank **113**



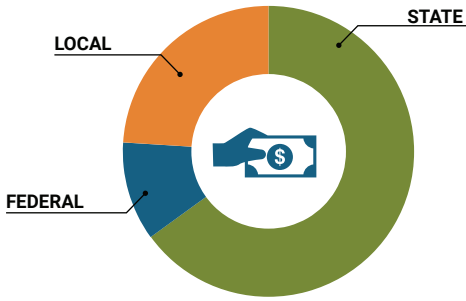
Per Pupil Expenditures among 137 systems

OVERALL SYSTEM RANK 129

* THIS REPORT INCLUDES FISCAL YEAR 2018 DATA

School System Revenue

How was your school system funded?¹



\$56,188,858	STATE	65%
\$9,834,421	FEDERAL	11%
\$20,911,038	LOCAL	24%
— \$5,441,690	Local 10-Mill Match	
\$15,469,348	AVAILABLE LOCAL REVENUE	

VALUE OF 1-MILL For Your School System

\$544,169

School System Spending

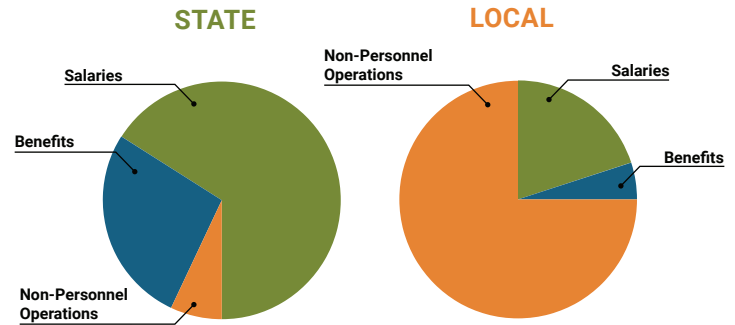
How did your school system spend state & local dollars?¹

	STATE SPENDING ^{2,3}	LOCAL SPENDING ²
Salaries	\$37,628,081	\$2,238,866
Benefits	\$15,408,356	\$531,271
Non-Personnel Operations	\$4,050,333	\$9,667,551
TOTAL	\$57,086,770	\$12,437,688

¹ Revenues and expenditures may contain nominal variances

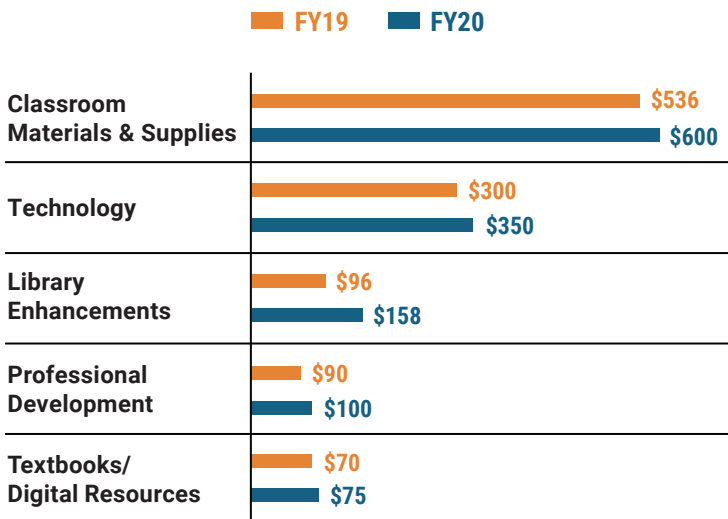
² Does not include debt service or capital outlay

³ Includes 10-mill match

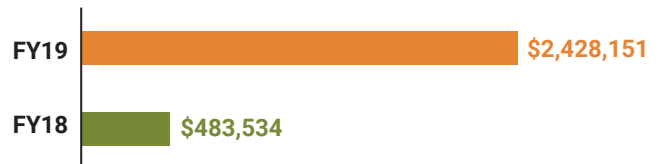


Only 7% of state funding goes to Non-Personnel Operations

Instructional Support



Educational Advancement & Technology Fund⁴



⁴ These one-time supplemental funds may be used for repairs and deferred maintenance, classroom instructional supplies, insurance for facilities, transportation, technology and school safety measures.

System Debt

TOTAL DEBT⁵ **\$41,236,416** **DEBT PER STUDENT** **\$4,565**

⁵ The debt totals in system audit reports may differ due to audit adjustments



ALABAMA ASSOCIATION OF SCHOOL BOARDS

Sally Smith, J.D.
Executive Director

Lissa Tucker, J.D.
Director of Government Relations

43 South Jackson Street
Montgomery, Alabama 36104

1-800-562-0601 | AlabamaSchoolBoards.org

@AlaSchoolBoards Facebook.com/AlabamaSchoolBoards